

# BIBLIO CONNECT



ANO 02, N. 11 - FEVEREIRO 2023

## EXPEDIENTE

Prof. Me. João Batista Gomes de Lima  
Reitor

Prof. Francisco de Lélis Maciel  
Vice-Reitor e Pró-Reitor Administrativo

Prof. Dr. Carlos Ferrara Junior  
Pró-Reitor Acadêmico

### Comissão do Boletim Informativo das Bibliotecas São Camilo - SP

Luciana Vitalino de Oliveira Camelo  
Coordenadora de Biblioteca

Renata Duarte Lemos Costa  
Supervisora de Biblioteca

Ana Lúcia Pitta  
Bibliotecária

Adriana Lima da Costa  
Assistente de Biblioteca

Lídia Cristiane de Oliveira (Editoração)  
Assistente de Biblioteca

Rosângela Christiane Baptista Ufemea  
Assistente de Biblioteca

Edição e Revisão  
Setor de Publicações

## EDITORIAL

Prezado leitor, é com muita alegria e orgulho que lançamos a edição#11 do Boletim Informativo de Periódicos Científicos das Bibliotecas do Centro Universitário São Camilo - SP, cujo objetivo é divulgar artigos científicos dos periódicos assinados pela Instituição.

Temos novidade, o lançamento do *Podcast Biblio Connect!* Nesse primeiro episódio convidamos a professora Dra. Claudia Lotti, especialista em Neurologia, para falar sobre o tema Nomofobia.

Nesta edição, selecionamos artigos que foram divididos em três temáticas: Transtorno do Espectro Autista (TEA); Dia Mundial de Conscientização do Câncer e o Fevereiro Roxo, que aborda sobre doenças crônicas (Alzheimer, Fibromialgia e Lúpus). Todos os artigos com questões relacionadas às áreas temáticas dos cursos ofertados. Aqui você também encontra publicações de docentes da Instituição e temas da atualidade.

Lembrando que o acesso aos artigos é destinado a toda comunidade acadêmica, com publicações em português, inglês e espanhol.

Se você se interessar por algum título, clique no link disponível e será direcionado à página da Biblioteca, em que preencherá o formulário de solicitação e o artigo será enviado por e-mail em até 48 horas.

Na coluna "Dicas para elaboração de trabalhos acadêmicos", divulgamos o serviço de *Comutação Bibliográfica (Comut)*, que é um serviço que permite ao usuário a obtenção de cópias de documentos técnico-científicos disponíveis em acervos de bibliotecas de todo o Brasil.

Confira na coluna *Bases de Dados*, as bases que são assinadas pelo Centro Universitário São Camilo para auxiliar nas suas pesquisas acadêmicas.

Siga a Biblioteca nas redes sociais e fique por dentro de todas as atividades que realizamos: cursos, dicas, divulgações dos artigos científicos atuais e muito mais.

Esperamos que essa publicação contribua para análise e conhecimento sobre os temas apresentados.

Desejamos uma boa leitura a todos!

Comissão do Boletim Informativo das Bibliotecas São Camilo - SP

Siga a Biblioteca na web



ON AIR

Quantas vezes você já olhou seu celular hoje?

Já ouviu falar sobre NOMOFOBIA?



Consegue ficar sem internet?


# POD CAST #1 DO **BIBLIO CONNECT**



É só dar o play e ficar por dentro do assunto do momento!



Para responder todas as nossas dúvidas, convidamos a professora do Centro Universitário São Camilo Dra. Claudia Lotti, especialista em Neurologia.



Nomofobia  
Profa. Cláudia Lotti



## 1. Fatores associados a qualidade de vida de mães de pacientes com Transtorno do Espectro Autista.

**Resumo** – O transtorno do Espectro Autista (TEA) é definido como uma síndrome que interfere no neurodesenvolvimento. Considerado um transtorno crônico, demanda cuidados especiais por parte das mães podendo comprometer a qualidade de vida delas. O estudo objetivou avaliar os fatores associados a qualidade de vida relacionada à saúde de mães de portadores de TEA. Trata-se de um estudo transversal, descritivo e analítico. Foram utilizados um instrumento elaborado pelas autoras para avaliar as variáveis sociodemográficas das mães e variáveis relacionadas à saúde dos filhos e o instrumento *Whoqol-Bref* para avaliar a qualidade de vida das mães. Participaram do estudo 77 mães. A maioria das mães tinha idade entre 30 e 45 anos (60,6%), era branca (61,04%) e tinha o ensino médio completo (52,9%). Concernente aos filhos, 37,7% tinham entre 5 e 10 anos, a maioria sem limitação física (93,55%) e era do sexo masculino (77,92%). Houve associação entre o menor escore no domínio físico de qualidade de vida da mãe e o sexo masculino do filho ( $p=0,046$ ), a variável estado conjugal solteira associou-se com menores escores nos domínios psicológico ( $p=0,0049$ ) e relações sociais ( $p=0,025$ ). Conclui-se que se fazem necessárias medidas de apoio para a melhora dos domínios físicos, psicológicos e sociais das mães de filhos autistas principalmente as que são solteiras e não possuem apoio de um cônjuge.



[Clique aqui para solicitar esse artigo na íntegra](#)



**Referência:** CASTRO, G. G.; VEIRA, A. L. S.; SANTOS, N. M. F. I. Fatores associados a qualidade de vida de mães de pacientes com Transtorno do Espectro Autista. *O Mundo da Saúde*, São Paulo, v. 48, p. 043-053 e10852021, 2022.


## 2. Jovens com transtorno autista, suas mães e irmãos: vivências familiares e modelo bioecológico.

**Resumo** – No modelo bioecológico, compreende-se o desenvolvimento a partir da interação entre o sujeito e os múltiplos contextos nos quais está inserido, considerando a dimensão temporal. Nessa direção, por meio de um estudo descritivo, objetivou-se analisar as concepções de jovens com transtorno autista, suas mães e seus irmãos acerca de suas vivências familiares. Para tanto, foram realizadas entrevistas com 12 mães, 17 irmãos e 2 jovens com autismo, sendo transcritas e analisadas a partir da técnica de análise de conteúdo. Os resultados evidenciaram que as atividades, a rede de apoio e as concepções descritas pelos participantes funcionam como fatores protetivos, mesmo diante de fatores de risco em seu desenvolvimento. O presente estudo suscita novas questões de pesquisa e elucida aspectos das vivências familiares importantes para delinear intervenções.

**Referência:** LEMOS, E. L. M. D.; SALOMÃO, N. M. R. Jovens com transtorno autista, suas mães e irmãos: vivências familiares e modelo bioecológico. *Psicologia: Teoria e Pesquisa*, Brasília, v. 38, e38312, 2022.




[Clique aqui para solicitar esse artigo na íntegra](#)




## 3. Inclusão de crianças com Transtorno do Espectro Autista: revisão sistemática da literatura.

**Resumo** – O presente trabalho teve como objetivo mapear estudos brasileiros publicados em periódicos com a temática Transtorno do Espectro Autista (TEA) em relação às estratégias de inclusão escolar. A metodologia utilizada foi de natureza básica, abordagem qualitativa, de caráter exploratório e procedimento de revisão sistemática da literatura. Na pesquisa inicial nas bases de dados foram encontrados 67 artigos, destes 48 excluídos, por fim, foram incluídos 19 artigos que atenderam aos critérios estabelecidos. As pesquisas encontradas ressaltam estratégias para melhor inclusão de alunos com TEA, entre elas, a capacitação dos professores, envolvimento dos pais e relação entre professor-aluno e professor-família. Por isso, deve-se ter uma educação continuada com capacitações sobre o TEA. Por fim, indica-se a necessidade de mais pesquisas e reflexões sobre o tema.

**Referência:** ABRAL, C. S.; MARIN, A. H. Inclusão escolar de crianças com transtorno do espectro autista: uma revisão sistemática da literatura. *Revista da Associação Brasileira de Psicopedagogia*, Paraná, v. 39, n.120, p. 425-435, 2022.



 [Clique aqui para solicitar esse artigo na íntegra](#)


## 4. Development of a novel, theoretically motivated scale to assess cognitive learning styles related to the autism spectrum.

(Desenvolvimento de uma nova escala teoricamente motivada para avaliar estilos de aprendizagem cognitiva relacionados ao espectro do autismo).

**Abstract – Background:** Although theoretical efforts have been made to address the cognitive learning styles of individuals on the autism spectrum, no instrument to measure such learning styles is currently available. The current study aimed to develop such a scale based on the learning style theory of Qian and Lipkin (Front Hum Neurosci 5:77, 2011). **Methods:** Response data from total of 768 undergraduate students was used for this study. This sample was split into two subsamples of N=460 and N=308 for exploratory factor analysis (EFA) and confirmatory factor analysis (CFA), respectively. The correlations between the resulting new subscales and some other potentially related measures were examined. **Results:** A three-factor structure with 19 items was obtained measuring need for task clarity/familiarity, susceptibility to cognitive load, and the grasping of conceptual relations. **Conclusions:** This newly developed measure can be used to help understand the nature of the individual differences in cognitive processing that are evident across both the autism spectrum as well as the overall population more generally.


**Reference:** MOSHIRIAN FARAHI, S. M. M.; LETH-STEENSEN, C. Development of a novel, theoretically motivated scale to assess cognitive learning styles related to the autism spectrum. *BMC Psychiatry*, [s. l.], v. 22, n. 1, p. 696, 2022.



 [Clique aqui para solicitar esse artigo na íntegra](#)



Siga a Biblioteca na web






## 5. Impact of the COVID-19 pandemic on daily life: diverse experiences for autistic adults.

(Impacto da pandemia da COVID-19 no cotidiano: experiências diversas para adultos autistas).

**Abstract** – Using a mixed methods design, this study aimed to examine the impact of the COVID-19 pandemic on autistic and nonautistic adults. We conducted an online survey with 196 autistic and 228 non-autistic adults from Belgium, the Netherlands and the United Kingdom focusing on their experiences during the first period of the pandemic. Our results indicate rather diverse experiences within the group of autistic participants across all domains of life. In comparison with non-autistic adults, autistic adults reported less negative impact on their social life and more negative impact on health and support services. In the autism group, stress was mainly related to changing and unclear measures. A wide range of coping strategies were described as helpful in reducing stress during the pandemic.

**Reference:** MALJAARS, J. *et al.* Impact of the COVID-19 pandemic on daily life: diverse experiences for autistic adults. *Journal of Autism and Developmental Disorders*, [s. l.], v. 53, n. 1, p. 319–331, 2022.




[Clique aqui para solicitar esse artigo na íntegra](#)

02 ABRIL  
DIA MUNDIAL DO  
AUTISMO



Siga a Biblioteca na web





## 6. Assistência de enfermagem à criança com câncer em cuidados paliativos: scoping review.

**Objetivo:** Mapear a produção científica, disseminada em bases de dados eletrônicas, acerca da assistência de Enfermagem à criança com câncer em cuidados paliativos. **Métodos:** revisão do tipo Scoping Review fundamentada na metodologia recomendada pelo Instituto Joanna Briggs. As buscas das publicações foram realizadas em seis bibliotecas e/ou bases de dados contemplando estudos do período de 2010 a 2020. **Resultados:** foram incluídos 34 artigos que atenderam aos critérios de inclusão. A maior parte dos estudos foi publicada em 2014, no idioma inglês, sendo o Brasil o país que obteve destaque. As temáticas de maior prevalência apontadas pelos estudos se referiam às estratégias de atenção (principalmente relacionadas ao alívio do sofrimento e à comunicação terapêutica) e às dificuldades vivenciadas por profissionais de Enfermagem diante de um cuidado complexo (a exemplo do desgaste emocional e da falta de preparo para lidar com a terminalidade). **Conclusão:** as evidências dos estudos destacam a relevância dos cuidados paliativos na promoção da qualidade de vida de crianças com câncer e nos desafios que precisam ser superados, para que ocorra sua aplicação na prática. Assim, os dados referenciam que, para efetivar o cuidado, que ainda vem sendo realizado de forma deficitária, as principais estratégias que necessitam ser implementadas nos serviços de saúde por enfermeiros são: controle da dor, apoio à família, trabalho em equipe e oferta de treinamentos para os profissionais. Diante do exposto, espera-se que este mapeamento possa subsidiar novas pesquisas, no sentido de que seja possível compreender melhor o campo de estudo do cuidar paliativo.

**Referência:** Dias T.K.C. *et al.* Assistência de enfermagem à criança com câncer em cuidados paliativos: scoping review. REME – Rev. Min. Enferm. Minas Gerais, v. 26, e1448, 2022.



Clique aqui para  
solicitar esse  
artigo na íntegra

## 7. Atividades desenvolvidas por farmacêutico residente em um serviço ambulatorial de referência em oncologia: um relato de caso.

**Resumo:** A Residência Multiprofissional em Saúde surgiu da necessidade de melhorias dos processos de trabalho em saúde, com intuito de qualificar profissionais na prática interprofissional, segundo as diretrizes do Sistema Único de Saúde. O programa de residência permite ao profissional desenvolver novos conhecimentos com a vivência na prática do serviço, por meio do processo ensino-serviço-aprendizagem. O trabalho teve como objetivo descrever e discutir a importância da atuação de farmacêuticos residentes nas atividades do seu campo profissional e na equipe multiprofissional, composta por profissionais da Enfermagem, Fisioterapia, Nutrição, Serviço Social, Farmácia e Psicologia, nas linhas de cuidado de um Centro de Oncologia. Os diversos cenários de prática do residente farmacêutico em oncologia possibilitam o desenvolvimento de uma formação qualificada por meio da prática no serviço hospitalar e ambulatorial e na integração entre os múltiplos saberes, colaborando com uma construção do senso crítico e reflexivo que repercute na melhoria da qualidade do tratamento dos pacientes oncológicos atendidos no Sistema Único de Saúde.


**Referência:** GOMES, L. S. *et al.* Atividades desenvolvidas por farmacêutico residente em um serviço ambulatorial de referência em oncologia: um relato de caso. *Infarma: Ciências Farmacêuticas*, Brasília, v. 34, n. 4, p. 311-318, dez. 2022.



Clique aqui para  
solicitar esse  
artigo na íntegra



Siga a Biblioteca na web





## 8. Influência da religiosidade/espiritualidade em cuidadores informais de crianças com leucemia.

**Resumo:** Perante diagnóstico e tratamento de doença grave em crianças, incluindo a oncológica, os pais, em especial as mães, tendem a assumir integralmente as demandas de cuidados, necessitando desenvolver estratégias de enfrentamento situacional. Nesse sentido, este estudo descritivo e transversal objetivou identificar o uso do coping religioso/espiritual em cuidadores informais de crianças com leucemia linfóide aguda mediante aplicação da escala de coping religioso/espiritual breve. Participaram 30 cuidadores informais, que apresentaram coping religioso/espiritual alto (média=3,90; Dp=0,34) na modalidade positiva (média=3,67; Dp=0,48). Por fim, identificou-se que as mães utilizam coping religioso/espiritual para lidar com a demanda de cuidados a elas imposta, vinculada à condição de saúde da criança. Com isso, reforça-se a possibilidade de utilizar a espiritualidade e/ou a religiosidade como indicadores de bem-estar físico e mental, visto que a qualidade dos cuidados prestados está intimamente relacionada à saúde de quem cuida.



[Clique aqui para solicitar esse artigo na íntegra](#)

**Referência:** FARINHA, T. F. *et al.* Influência da religiosidade/espiritualidade em cuidadores informais de crianças com leucemia. *Revista Bioética*, Brasília, v. 30, n. 4, p. 892-899, 2022.

## 9. Association between glycemc status and the risk of kidney cancer in men and women: a nationwide cohort study.

(Associação entre o estado glicêmico e o risco de câncer renal em homens e mulheres: um estudo de coorte nacional).

**Objective:** Kidney cancer predominantly affects men, suggesting a biological protection against kidney cancer in women. We investigated the dose-response association between glycemc status and kidney cancer risk in men and women. **Research Design and Methods:** In this nationwide cohort study, 9,492,331 adults without cancer who underwent national health screening in 2009 were followed up until 31 December 2018. We estimated kidney cancer risk using multivariable Cox proportional hazard regression models after adjusting for potential confounders. **Results:** During the 78.1 million person-years of follow-up, incident kidney cancer occurred in 8,834 men and 3,547 women. The male-to-female ratio of the incidence rate was 2.1:1 in never-smokers with normoglycemia (17.8 vs. 8.5/100,000 person-years). Among never-smokers, men with diabetes, but not prediabetes, had an increased risk of kidney cancer (adjusted hazard ratio [aHR] 1.25 [95% CI 1.12–1.38] and 1.06 [0.97–1.15], respectively). Among never-smokers, women with both diabetes and prediabetes had an increased risk (aHR 1.34 [95% CI 1.21–1.49] and 1.19 [1.10–1.29], respectively) (Ptrend <0.01). Among smokers, men and women with diabetes had 49% and 85% increased kidney cancer risk (aHR 1.49 [95% CI 1.37–1.61] and 1.85 [1.26–2.73], respectively). **Conclusions:** Glycemc status and kidney cancer risk exhibited a dose-response association in women. Diabetes, but not prediabetes, was associated with an increased risk in men. Although women have a lower risk of kidney cancer than men, women with even prediabetes have an increased risk. These findings should not be overlooked when monitoring for kidney complications.

**Reference:** PARK, J. H. *et al.* Association between glycemc status and the risk of kidney cancer in men and women: a nationwide cohort study. *Diabetes Care*, [s. l.], v. 46, n. 1, p. 38–45, 2023.



[Clique aqui para solicitar esse artigo na íntegra](#)



Siga a Biblioteca na web






## 10. Supportive therapy and complementary medicine in renal cell carcinoma.

(Terapia de suporte e medicina complementar no carcinoma de células renais).

**Abstract – Purpose:** As part of the German interdisciplinary S3-guideline “Diagnosis, Treatment and Followup of Renal Cell Carcinoma”, this article aims to provide guidance regarding the use of supportive therapy and complementary medicine in patients with advanced or metastatic renal cell carcinoma. **Methods:** The German interdisciplinary S3-guidelines are national clinical practice guidelines that implement the highest methodological quality of evidence-based medicine. Recommendations and evidence-based statements are provided according to available evidence. **Results:** Supportive and palliative care are important areas of tumor treatment and require knowledge on the management of a variety of issues. This article outlines the management of tumor-related symptoms such as pain, undesired treatment related effects, palliative care and end-of-life care in patients with renal cell carcinoma. **Conclusion:** Patients with advanced or metastatic renal cell carcinoma should have access to supportive and palliative care according to their individual needs. There is very limited evidence regarding the impact of complementary medicine for the treatment of patients with renal cell carcinoma.

**Referência:** JOHANNSEN, M. *et al.* Supportive therapy and complementary medicine in renal cell carcinoma. *World Journal of Urology*, [s. l.], v. 40, n. 10, p. 2359–2371, 2022.




Clique aqui  
para solicitar  
esse artigo na  
íntegra

## 11. Pre-surgical chronic kidney disease continues to drive outcomes in the modern era of minimally invasive renal surgery, despite advances in technology.

(A doença renal crônica pré-cirúrgica continua a gerar resultados na era moderna da cirurgia renal minimamente invasiva, apesar dos avanços na tecnologia).


**Abstract – Purpose:** To assess the impact of preoperative chronic kidney disease (CKD) on perioperative morbidity and mortality in a contemporary cohort undergoing renal surgery in an era of increased prevalence of minimally invasive surgery and partial nephrectomy. **Methods:** The National Surgery Quality Improvement Program dataset was queried to identify patients undergoing radical nephrectomy (RN) or partial nephrectomy (PN) between 2010 and 2018. CKD staging was assigned based on creatinine clearance calculated using the Cockcroft-Gault formula. Multivariable logistic regression was performed to assess the effect of preoperative CKD stage on postoperative outcomes, including a composite variable encompassing multiple major complications. **Results:** We analyzed 19,545 patients with CKD undergoing renal surgery. CKD stage $\geq 2$  predicted an increase in major perioperative complications, OR 1.54 (95% CI 1.46–1.63); p2 also demonstrated increased 30-day mortality, OR 1.87 (95% CI 1.26–2.48);  $p < 0.01$ . Adjusting for surgery type, CKD staging predicted perioperative mortality in patients undergoing RN only, and perioperative morbidity in RN and PN. **Conclusions:** Here, we demonstrate a statistically significant increase in the risk of major postoperative complications following RN and PN with increasing CKD stage. Amongst patients undergoing RN, we also demonstrate increasing 30-day mortality with increasing CKD stage. Importantly, we highlight the ability of CKD staging to predict major perioperative outcomes with greater magnitude of effect than surgery type alone. Thus, we provide a model for translating CKD staging into operative risk amongst patients undergoing surgery for a renal mass.

**Reference:** OMIL-LIMA, D. *et al.* Pre-surgical chronic kidney disease continues to drive outcomes in the modern era of minimally invasive renal surgery, despite advances in technology. *International Urology and Nephrology*, [s. l.], v. 54, n. 1, p. 1–7, 2022.



Clique aqui para  
solicitar esse artigo  
na íntegra

Siga a Biblioteca na web








## 12. Differential presence of exons (DPE): sequencing liquid biopsy by NGS. A new method for clustering colorectal cancer patients.

(Presença diferencial de éxons (DPE): sequenciamento de biópsia líquida por NGS. Um novo método para agrupar pacientes com câncer colorretal).

**Abstract:** Differential presence of exons (DPE) by next generation sequencing (NGS) is a method of interpretation of whole exome sequencing. This method has been proposed to design a predictive and diagnostic algorithm with clinical value in plasma from patients bearing colorectal cancer (CRC). The aim of the present study was to determine a common exonic signature to discriminate between different clinical pictures, such as non-metastatic, metastatic and non-disease (healthy), using a sustainable and novel technology in liquid biopsy. Through DPE analysis, we determined the differences in DNA exon levels circulating in plasma between patients bearing CRC vs. healthy, patients bearing CRC metastasis vs. non-metastatic and patients bearing CRC metastasis vs. healthy comparisons. We identified a set of 510 exons (469 up and 41 down) whose differential presence in plasma allowed us to group and classify between the three cohorts. Random forest classification (machine learning) was performed and an estimated out-of-bag (OOB) error rate of 35.9% was obtained and the predictive model had an accuracy of 75% with a confidence interval (CI) of 56.6–88.5. In conclusion, the DPE analysis allowed us to discriminate between different patho-physiological status such as metastatic, non-metastatic and healthy donors. In addition, this analysis allowed us to obtain very significant values with respect to previous published results, since we increased the number of samples in our study. These results suggest that circulating DNA in patient's plasma may be actively released by cells and may be involved in intercellular communication and, therefore, may play a pivotal role in malignant transformation (genometastasis).



[Clique aqui para solicitar esse artigo na íntegra](#)


**Reference:** RUBIO-MANGAS, D. *et al.* Differential presence of exons (DPE): sequencing liquid biopsy by NGS. A new method for clustering colorectal cancer patients. **BMC Cancer**, [s. l.], v. 23, n. 1, p. 2-14, 2023.

## 13. Development, implementation and evaluation a palliative care program for colorectal cancer patients: a mixed methods protocol study.

(Desenvolvimento, implementação e avaliação de um programa de cuidados paliativos para pacientes com câncer colorretal: um estudo de protocolo de métodos mistos).

**Introduction:** Colorectal cancer (CRC) patients are among the incurable groups who need comprehensive palliative care covering all aspects including physical, mental, social, and spiritual. The purpose of this study is to develop, implement, and evaluate a holistic palliative care program for CRC patients in order to improve quality of life of CRC patients. **Methods:** This study is an exploratory mixed methods study which will be conducted using a sequential qualitative quantitative design (QUAL quan) consists of four sequential steps using the approach proposed by Ewles & Sminett to develop the program. In the first phase, a qualitative study (semi-structured interview) will be conducted to discover the needs of CRC patients from the perspective of patients, family members and care providers. In the second phase, the literature review will be performed with the aim of confirming and completing the discovering new needs. In the third phase, in order to prioritize the identified needs and prepare a initial draft of the palliative care program will be done a panel of experts. In the fourth phase, the part of the developed program according to the opinions of the panel of experts, will be implemented as quasi-experimental intervention and the effect of intervention on quality of life will be evaluated. **Discussion:** This results of this study are expected to meet the needs of CRC patients and their families through providing a holistic care and improve their quality of life in the socio-cultural context of Iran. This program can be useful in providing care, education, policy making and for future research.


**Reference:** BAHRAMI, M. *et al.* Development, implementation and evaluation a palliative care program for colorectal cancer patients: a mixed methods protocol study. **BMC Cancer**, [s. l.], v. 22, n. 1, p. 441, 2022.



[Clique aqui para solicitar esse artigo na íntegra](#)



Siga a Biblioteca na web





## 14. Effect of gut microbiota on colorectal cancer progression and treatment.

(Efeito da microbiota intestinal na progressão e tratamento do câncer colorretal).



Clique aqui  
para solicitar  
esse artigo na  
íntegra

**Abstract:** Microbiota is a collection of bacteria, archaea, eukaryotes, bacteriophages, viruses, and fungi that cover human body surfaces and cavities. They characterize inside the body due to several factors such as diets, nutrition, xenobiotic substances, and microbial infections. Several studies have shown that gut microbiota can induce resistance against pathogens and regulate the immune system. In addition, their disruption is associated with several physiological and biochemical disorders, including inflammatory bowel disease (IBD), obesity, autoimmune diseases such as diabetes, hypertension, colon cancer, and cardiovascular disease. Colorectal cancer (CRC) is the third-deadliest cancer worldwide, accounting for approximately 900,000 deaths per year globally. Gut microbiota has been heavily linked to CRC incidence and prevention via bacterial metabolites, invasion, translocation, host's defense modulations, and bacterial-immune system interactions. In addition, it can influence the metabolism of chemical compounds such as drugs and xenobiotics to manipulate the treatment response in CRC patients.


**Reference:** ALASIRI, G. A. Effect of gut microbiota on colorectal cancer progression and treatment. *Saudi Medical Journal*, [s. l.], v. 43, n. 12, p. 1289–1299, 2022.

## 15. Prevalence of colorectal neoplasia 10 or more years after a negative screening colonoscopy in 120.000 repeated screening colonoscopies.

(Prevalência de neoplasia colorretal 10 anos ou mais após uma colonoscopia de triagem negativa em 120.000 colonoscopias de triagem repetidas)


**Importance:** Screening colonoscopy to prevent and early detect colorectal cancer is recommended to be repeated in 10-year intervals, which goes along with high demands of capacities and costs. Evidence of findings at screening colonoscopies conducted 10 or more years after a negative colonoscopy result is sparse, and it remains unclear whether screening colonoscopy intervals could possibly be prolonged. **Objective:** To assess the prevalence of advanced colorectal neoplasms (ADNs) at least 10 years after a negative screening colonoscopy in a very large cohort of repeated screening colonoscopy participants in Germany. **Conclusions and Relevance:** The results of this cross-sectional study suggest that ADN prevalence at screening colonoscopies conducted 10 or more years after a negative screening colonoscopy is low. Extension of the currently recommended 10-year screening intervals may be warranted, especially for female and younger participants without gastrointestinal symptoms.

**Reference:** HEISSER, T. *et al.* Prevalence of colorectal neoplasia 10 or more years after a negative screening colonoscopy in 120.000 repeated screening colonoscopies. *JAMA Internal Medicine*, [s. l.], e226215, 2023.



Clique aqui para solicitar  
esse artigo na íntegra

Siga a Biblioteca na web





## 16. A network pharmacology study on the cervix prescription for treatment of cervical cancer.

(Um estudo de farmacologia de rede sobre a prescrição do colo do útero para o tratamento do câncer do colo do útero).

**Purpose:** Based on the method of network pharmacology to explore the mechanism of the cervical prescription (CP) in the treatment of cervical cancer (CC). **Methods:** We obtained the active ingredients and potential targets in the CP from the literature and the systematic pharmacological analysis platform of traditional Chinese medicine (BATMAN-TCM); the database was used to search for targets related to cervical cancer and to map CP and targets; the core targets were screened, and the protein-protein interaction network (PPI) was constructed using the TCM compound-target network and STRING database. Gene ontology (GO) and Kyoto Gene and Genome Encyclopedia (KEGG) pathway enrichment analysis of overlapping targets were performed using DAVID 6.8 online tool. **Results:** The CP contains 2 active ingredients, corresponding to 301 nonreactive targets; 10 GO biological process related items and 73 signal pathways were obtained. Cell experiments confirmed that the medicated serum of CP could effectively inhibit the proliferation and invasion ability of Hela cells. **Conclusion:** This study provides valuable information for TCM researchers and clinicians to better understand the main therapeutic targets and therapeutic roles of herbal decoctions in clinical settings. The results of our study preliminarily clarified that the cervical prescription has an inhibitory effect on cervical cancer cells.



[Clique aqui para solicitar esse artigo na íntegra](#)

**Reference:** ZHU, Y. *et al.* A network pharmacology study on the cervix prescription for treatment of cervical cancer. *Journal of Immunology Research*, [s. l.], v. 2022, p. 1-13, 2022.

## 17. Comprehensiveness of care for women with depression: association between primary care use and cervical cancer screening.

(Integralidade da atenção à mulher com depressão: associação entre o uso da atenção primária e o rastreamento do câncer do colo do útero).

**Objective:** To explore comprehensiveness of care in patients with depression by examining associations between a diagnosis of depression, frequency of primary care visits, and Papanicolaou test completion. **Design:** Cross-sectional retrospective survey using electronic medical record data from the Canadian Primary Care Sentinel Surveillance Network. **Setting:** Primary care practices in Ontario. **Participants:** Women aged 21 to 69 eligible to receive Pap tests in 2015. **Main outcome measures:** Associations between 2 predictors (depression and number of primary care visits in 2015) and Pap test completion were measured. **Results:** Overall, 125,258 women were included: 20.5% completed a Pap test and 16.4% had a diagnosis of depression. Having a diagnosis of depression was associated with lower likelihood of Pap test completion (adjusted odds ratio [AOR]=0.92, 95% CI 0.88 to 0.95). A greater number of primary care visits was associated with a higher likelihood of Pap test completion; this association was stronger in women with a diagnosis of depression (AOR=4.9, 95% CI 4.16 to 5.69) than in those without (AOR=3.4, 95% CI 3.25 to 3.60). **Conclusion:** While depression was associated with fewer completed Pap tests, women with depression who saw their family doctors more often were more likely to be screened for cervical cancer. More primary care visits for depression treatment may be associated with an improved likelihood of screening for cervical cancer.




[Clique aqui para solicitar esse artigo na íntegra](#)

**Reference:** SIU, M. *et al.* Comprehensiveness of care for women with depression: association between primary care use and cervical cancer screening. *Canadian Family Physician Medecin de Famille Canadien*, [s. l.], v. 68, n. 10, p. 757-763, 2022.



Siga a Biblioteca na web

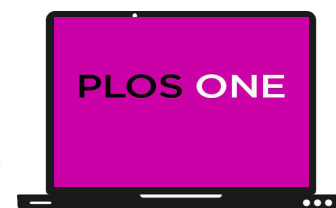




## 18. Clinical implementation of a cervical cancer screening program via co-testing at a university hospital.

(Implementação clínica de um câncer do colo do útero programa de triagem via co-teste em um hospital universitário).

**Abstract:** The Human Papillomavirus (HPV) test is a crucial technology for cervical cancer prevention because it enables programs to identify women with high-risk HPV infection who are at risk of developing cervical cancer. Current U.S. Preventive Services Task Force recommendations include cervical cancer screening every three years with cervical cytology alone or every five years with either high-risk HPV testing alone or high-risk HPV testing combined with cytology (co-testing). Statistical analysis included a multinomial logistic regression, and two cancer screening classification alternatives were tested (cytology-reflex and HPV-reflex). Of the 171 women with positive Hybrid-2-Capture results and follow-up, 68 (39.77%). The prevalence of high-risk HPV in this population was 192 women (8.45%), with HSIL histology detection rates of 17 per 1,000 screened women. A multinomial logistic regression analysis was performed over the women with positive Hybrid-2-Capture considering the follow up (clearance, persistence and HSIL) as dependent variable, and the cytology test results (positive-negative-cytology and Atypical Squamous Cells of Undetermined Significance, ASC-US) as independent variable. The model supported a direct association between cytology test results and follow up: negative-cytology/clearance, ASC-US/persistence, and positive-cytology/HSIL with the following probabilities of occurrence for these pairs 0.5, 0.647 and 0.647, respectively. Cytology could be considered a prognostic factor in women with a positive Hybrid-2-Capture. These findings suggest that the introduction of co-testing could diminish the burden of cervical cancer in low- and middle-income countries, acting as a tool against inequity in healthcare.



[Clique aqui para solicitar esse artigo na íntegra](#)

**Reference:** DENNINGHOFF, V. et al. Clinical implementation of a cervical cancer screening program via co-testing at a university hospital. *PloS One*, [s. l.], v. 17, n. 12, e0278476, 2022.

## 19. Long-term efficacy and toxicity of intensity-modulated radiotherapy in bulky cervical cancer.

(Eficácia a longo prazo e toxicidade da intensidade modulada radioterapia no câncer do colo do útero volumoso).

**Abstract:** Treatment of bulky cervical cancer is associated with both high adverse effects and local recurrence rates with traditional box method radiotherapy. Intensity-modulated radiotherapy (IMRT) has been adopted for the treatment of cervical cancer in order to deliver more precise radiation doses to the target region. We retrospectively enrolled a total of 98 patients with cervical cancer  $\geq 4$  cm who completed IMRT and point A-based brachytherapy treatment. The median follow-up time of the cohort was 6.84 years, with the 5-year OS and DFS being 66.33% and 75.12%, respectively. In addition, 7.14% of patients experienced local recurrence, 12.24% had distant recurrence, 6.12% had both local and distant recurrence, and 3.06% had persistent disease. In the univariate analysis, lymph node metastasis, higher creatinine levels, higher initial CA-125 and receiving chemotherapy other than cisplatin were all associated with a worse PFS. A tumor size  $\geq 6$  cm was associated with an increased incidence of higher grade of acute diarrhea. Grade 3 late radiation proctitis and cystitis developed in 11.22% and 13.27% of patients, respectively. The local recurrence rates and overall efficiencies were not inferior to other studies involving traditional pelvic external beam radiation therapy with concurrent chemotherapy. The safety and efficacy of IMRT for bulky cervical cancer were acceptable.

**Reference:** WANG, Y. et al. Long-term efficacy and toxicity of intensity-modulated radiotherapy in bulky cervical cancer. *International Journal of Environmental Research and Public Health*, [s. l.], v. 20, n. 2, 2023.



[Clique aqui para solicitar esse artigo na íntegra](#)

Siga a Biblioteca na web





## 20. Impactos da Covid-19 na qualidade de vida de pessoas com Alzheimer: uma revisão integrativa.

**Objetivo:** Discutir os impactos da pandemia da Covid-19 na vida de pessoas com Doença de Alzheimer. **Métodos:** Trata-se de uma revisão integrativa, realizada durante os meses de agosto a novembro de 2021. Foi realizado levantamento bibliográfico nas bases de dados: Literatura Latino-Americana e do Caribe em Ciências da Saúde (LILACS), Base de Dados de Enfermagem (BDENF), Medical Literature Analysis and Retrieval System Online (MEDLINE), Scientific Electronic Library Online (SciELO) e Cumulative Index to Nursing and Allied Health Literature (CINHAL). Para a busca foram utilizados os descritores: “Alzheimer's”, “quality of life”, “pandemic” e “Covid-19”. Foram incluídos artigos elaborados com base em estudos primários, publicados nos idiomas inglês, português e espanhol, relacionados à temática investigada e sem delimitação de recorte temporal. Seis produções foram incluídas para síntese. **Resultados:** Os estudos evidenciaram que houve impactos negativos sobre a qualidade de vida de pessoas com Doença de Alzheimer no decorrer da pandemia da Covid-19. **Considerações finais:** Pessoas com Doença de Alzheimer possuem dificuldades especiais para lidar com a pandemia, assim cabe não somente aos familiares e cuidadores uma atenção redobrada, mas há também a necessidade da intervenção do poder público no estímulo de programas que atendam às necessidades desse público.



[Clique aqui para solicitar esse artigo na íntegra](#)

**Referência:** FONTENELE, A. R. B. et al. Impactos da Covid-19 na qualidade de vida de pessoas com Alzheimer: uma revisão integrativa. *Revista Eletrônica Acervo Saúde*, São Paulo, v. 23, n. 1, p. 2 - 9, e11563, 2023.

## 21. Review of Fibromyalgia (FM) syndrome treatments (Revisão dos tratamentos da síndrome da fibromialgia (FM)).


**Abstract - Background:** Fibromyalgia (FM) is a disease characterized by widespread musculoskeletal chronic pain that impairs the patient's quality of life and is considered a somatization disorder. The symptoms of the disease also affect the patient mentally, mainly since invisible pain is the only thing that indicates its existence. A typical symptom that characterizes FM patients is the lack of acceptance of the disease since its pathophysiology is not elucidated, hence the deficiencies in its management, or rather, cognitively, the belief that there is no disease to manage. The current paper aims to shed light on the new treatment methods at a holistic level, that is, cognitive, physical, and pharmacological therapies. **Method:** A literature review was carried out that discusses treatment methods that help alleviate the pain, accept it, and manage the symptoms of the disease. **Results:** FM symptoms can be treated by taking a broad view of treatment that will include a response to the mind through pain management, response to the body through physical activity, and response to the pain through pharmacological treatment. **Conclusions:** Today, there is an evolutionary view that accepts FM and chronic pain diseases as syndromes in which the pain is the disease; therefore, the response to this disease can be applied through three channels: physical, bodily, and mental.

**Reference:** COHEN-BITON, L.; BUSKILA, D.; NISSANHOLTZ-GANNOT, R. Review of fibromyalgia (FM) syndrome treatments. *International Journal of Environmental Research and Public Health*, [s. l.], v. 19, n. 19, 2022.



[Clique aqui para solicitar esse artigo na íntegra](#)

Siga a Biblioteca na web





## 22. Health information use by patients with systemic lupus erythematosus (SLE) pre and during the COVID-19 pandemic.

(Uso de informações de saúde por pacientes com lúpus eritematoso sistêmico (LES) antes e durante a pandemia de COVID-19).

**Objective:** We conducted an international survey of patients with SLE to assess their access, preference and trust in various health information sources preCOVID-19 and during the COVID-19 pandemic. **Methods:** Patients with SLE were recruited from 18 observational cohorts, and patients self-reporting SLE were recruited through five advocacy organisations. Respondents completed an online survey from June 2020 to December 2021 regarding the sources of health information they accessed in the 12 months preceding (pre-11 March 2020) and during (post-11 March 2020) the pandemic. Multivariable logistic regressions assessed factors associated with accessing news and social media post-11 March 2020, and self-reporting negative impacts from health information accessed through these sources. **Conclusions:** Physicians, the most preferred and trusted sources, were accessed less frequently, while news and social media, less trusted sources, were accessed more frequently post-11 March 2020 vs pre11 March 2020. Increasing accessibility to physicians, in person and virtually, may help reduce the consequences of accessing misinformation/disinformation.

**Reference:** CARDWELL, F. S. *et al.* Health information use by patients with systemic lupus erythematosus (SLE) pre and during the COVID-19 pandemic. **Lupus Science & Medicine**, [s. l.], v. 9, n. 1, 2022.




Clique aqui para  
solicitar esse artigo  
na íntegra



# Fevereiro Roxo

Mês de Conscientização sobre:  
**Alzheimer, Fibromialgia e Lúpus.**

Siga a Biblioteca na web






## I. SAÚDE MAIS INTELIGENTE

Sistemas dotados de inteligência artificial já são usados na área médica, mas desafios precisam ser superados para sua incorporação em maior escala no país. (Revista Pesquisa Fapesp, 2022)



 [Clique aqui para solicitar o artigo](#)

## II. A INTELIGÊNCIA ARTIFICIAL E SUA PRESENÇA NA VIDA COTIDIANA DAS PESSOAS

A Inteligência Artificial e a miscelânea de funcionalidades e comodidades cotidianas: da performance de gênero das assistentes virtuais, chatbots e avatares aos usos no dia a dia. (Cadernos Adenauer, 2022)




 [Clique aqui para solicitar o artigo](#)

## III. SUPERANTICORPO CONTRA ZIKA

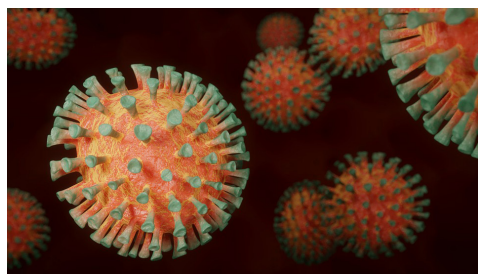
Em testes em animais, uma versão da imunoglobulina M neutralizou a ação do vírus. O Anticorpo foi isolado de grávida do Espírito Santo infectada pelo vírus que não transmitiu o patógeno ao bebê. (Revista Pesquisa Fapesp, 2023)




 [Clique aqui para solicitar o artigo](#)

## IV. NÚMEROS ANIMADORES

Candidata a vacina desenvolvida pelo Instituto Butantan tem eficácia inicial de 80% contra duas variedades do vírus da dengue em testes em humanos. (Revista Pesquisa Fapesp, 2023)



 [Clique aqui para solicitar o artigo](#)

## V. A PROMESSA DE UMA NOVA VACINA PARA COMBATER O CÂNCER

Uma novíssima vacina, com potencial de tratar um tipo agressivo de câncer cerebral, foi anunciada há pouco e promete abrir novas frentes no combate à doença.



Embora os estudos tenham sido realizados até o momento apenas em camundongos (animais com um sistema imunológico bastante semelhante ao nosso), os passos trilhados são vistos com otimismo para o futuro. (Revista Veja Saúde, 2023)

 [Clique aqui para solicitar o artigo](#)

## VI. POPULAÇÃO TRANS: UM (LONGO) CAMINHO PARA A SAÚDE UNIVERSAL

A Constituição Federal de 1988 diz que saúde é direito de todos e dever do Estado, garantido mediante políticas sociais e econômicas que visem à redução do risco de doença e de outros agravos e ao seu acesso universal e igualitário. Mas no mês em que é celebrado o Dia Nacional da Visibilidade Trans, o acesso à saúde da população transgênero ainda encontra desafios no caminho para sua integralidade. (Revista Poli, 2023)



 [Clique aqui para solicitar o artigo](#)



Medicina da São Camilo recebe O SELO DE ACREDITAÇÃO do SAEME – CFM (SISTEMA DE ACREDITAÇÃO DE ESCOLAS MÉDICAS).

O SAEME  
é nosso!



SISTEMA DE ACREDITAÇÃO  
DE ESCOLAS MÉDICAS

DEFENDENDO A ÉTICA E A QUALIDADE NO ENSINO

SAEME-CFM

O selo atesta o compromisso do curso de Medicina do Centro Universitário São Camilo com o exercício profissional ético e a formação de médicos competentes e adequados às necessidades do País. Parabéns, camilianos(as)!

Confira matéria completa no [blog](#) da São Camilo 😊

#medicina #medsaocamilo

EM PAUTA – SÃO CAMILO, TRAZ REPORTAGEM DE CAPA: PRECISAMOS FALAR SOBRE VACINAÇÃO

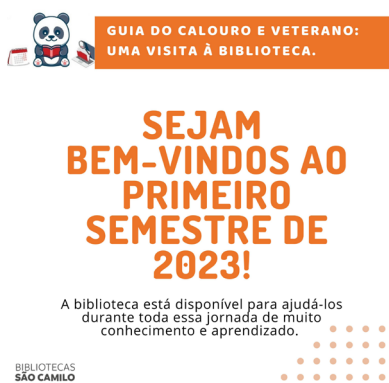


Na perspectiva da Saúde Coletiva, a imunização é um direito de todo ser humano e constitui um dos componentes mais relevantes da atuação dos enfermeiros, particularmente no âmbito da Atenção Primária à Saúde (APS). Consideradas um dos melhores investimentos em saúde e um dos meios mais econômicos em prevenir doenças, as vacinas também representam segurança sanitária como ferramenta contra a resistência antimicrobiana, trabalham na defesa natural do corpo e na resposta imunológica.

Acesse a  
reportagem na  
íntegra [aqui](#)



GUIA DO CALOURO E VETERANO: Uma visita à Biblioteca




Siga a Biblioteca nas redes sociais e fique por dentro de todas as atividades que realizamos: cursos, ações sociais, dicas, divulgações dos artigos científicos atuais e muito mais.

A biblioteca está disponível para ajudar toda comunidade acadêmica camiliana durante toda sua jornada de conhecimento e aprendizado.

Confira o [GUIA](#) na íntegra, e conheça nossos serviços ofertados.

Siga a Biblioteca na web






# Biblioteca em números (2º SEMESTRE DE 2022)

## SERVIÇOS PRESTADOS



**8.983**  
Empréstimos



**78.432**  
Acervo de Livros

**BIBLIO  
CONNECT**

**31**

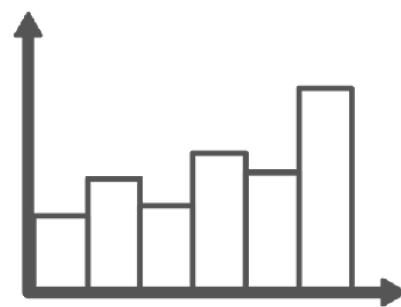
Solicitações de artigos  
Biblio Connect



**188**

Usuários capacitados para  
pesquisa em bases de  
dados

**29.611**  
Acessos



**237.813**

Acessos aos e-books


**Minha  
Biblioteca**  
.com.br




**10.049**  
Acessos

**MEDLINE<sup>®</sup> Complete**  
EBSCO Health **8.983**  
Acessos

## PERIÓDICOS CIENTÍFICOS ASSINADOS



Medicina



Multidisciplinar



Adm. Hospitalar e  
TGH



Psicologia



Confira Biblioteca em Números  
na íntegra **AQUI**

Siga a Biblioteca na web





Se você está iniciando uma pesquisa científica e não está conseguindo acesso aos artigos, na biblioteca temos o serviço de

## Comutação Bibliográfica (COMUT)

O Sistema de Comutação Bibliográfica (COMUT) permite a obtenção de cópias de documentos técnico-científicos disponíveis nos acervos das principais bibliotecas brasileiras e em serviços de informação internacionais. Entre os documentos acessíveis encontram-se periódicos técnico-científicos, teses e dissertações, partes de documentos (capítulos de livros), desde que sejam autorizados pela Lei de Direitos Autorais, etc.



Esse serviço tem o custo de R\$ 1,82 a cada 5 páginas.  
Prazo para atendimento é de 10 a 15 dias úteis.

Voce pode solicitar através da página da biblioteca > [Meu pergamum](#)  
(Preencha seus dados de acesso: RA e senha)> Solicitações > Comutação Bibliográfica.

Saiba  
mais

Clique [aqui](#) e confira as demais edições.

O que você achou deste Boletim?  
Sua [opinião](#) é muito importante para nós!





As Bibliotecas do Centro Universitário São Camilo oferecem as melhores e mais atualizadas bases de dados científicas para auxiliar suas pesquisas acadêmicas.

*Clique nos ícones e saiba como acessar!*

	<p>O <b>Lexicomp</b> é uma solução farmacêutica de referência, baseada em evidências, que auxilia a tomar decisões seguras sobre o uso de medicamentos e terapêuticas.</p>
	<p>O <b>Medline Complete</b> é uma base de dados em texto completo, com acesso aos principais periódicos biomédicos e da saúde. Cobrindo uma ampla gama de assuntos, é um recurso essencial para médicos, enfermeiros, profissionais de saúde e pesquisadores</p>
	<p>A <b>Minha Biblioteca</b> é uma plataforma digital de livros formada pelas principais editoras do Brasil. Ela dispõe de mais de 10 mil títulos técnicos e científicos que podem ser acessados de qualquer dispositivo conectado à internet.</p>
	<p>O <b>Uptodate</b> é um recurso que oferece suporte a decisões médicas baseado em evidências. Que pode ser utilizado por todos os profissionais de saúde para melhorar o seu conhecimento profissional e ajudá-los a tomar as decisões no atendimento ao paciente.</p>



# BIBLIO CONNECT

ANO 03, N. 12 - MAIO 2023



## EXPEDIENTE

Prof. Me. João Batista Gomes de Lima  
**Reitor**

Prof. Francisco de Lélis Maciel  
**Vice-Reitor e Pró-Reitor Administrativo**

Prof. Dr. Carlos Ferrara Junior  
**Pró-Reitor Acadêmico**

### Comissão do Boletim Informativo das Bibliotecas São Camilo - SP

Luciana Vitalino de Oliveira Camelo  
**Coordenadora de Biblioteca**

Renata Duarte Lemos Costa  
**Supervisora de Biblioteca**

Ana Lúcia Pitta  
**Bibliotecária**

Adriana Lima da Costa  
**Assistente de Biblioteca**

Lídia Cristiane de Oliveira (Editoração)  
**Assistente de Biblioteca**

Rosângela Christiane Baptista Ufemea  
**Assistente de Biblioteca**

**Edição e Revisão**  
Setor de Publicações

## EDITORIAL

Prezado leitor, é com muito orgulho que chegamos ao 3º ano de publicação do Boletim Informativo de Periódicos Científicos das Bibliotecas do Centro Universitário São Camilo - SP, cujo objetivo é divulgar artigos científicos dos periódicos assinados pela Instituição.

Nessa edição #12, selecionamos artigos de acordo com as datas de conscientização pela saúde, que foram: Hipertensão Arterial, Saúde da Mulher, Obesidade Mórbida Infantil, Asma e Alergias (medicamentosas e alimentares), todos os artigos com questões relacionadas às áreas temáticas dos cursos ofertados. Aqui você também encontra publicações de docentes da Instituição e temas da atualidade.

No Podcast, tivemos a participação da Dra. Ana Ágata, especialista em Psiquiatria e Médica preceptora do internato no Promove, falando sobre o tema Saúde Mental e suas implicações.

Se você se interessar por algum artigo, clique no link disponível e será direcionado à página da Biblioteca, em que preencherá o formulário de solicitação e o arquivo será enviado por e-mail em até 48 horas. Lembrando que o acesso aos artigos é destinado a toda comunidade acadêmica: docentes, discentes e colaboradores.

Na coluna "Dicas para elaboração de trabalhos acadêmicos", divulgamos o serviço de Revisão de Trabalhos Acadêmicos, que é ofertado pela biblioteca para revisar o trabalho dos alunos de acordo com as normas da ABNT ou Vancouver.

Trazemos nesta edição a base de dados Scopus, o acesso é através da plataforma de dados da CAPES. O Scopus é uma base de dados referencial da Editora Elsevier, que indexa títulos acadêmicos revisados por pares, oferece cobertura ampla de qualquer banco de dados interdisciplinares de resumos e citações.

Siga a Biblioteca nas redes sociais e fique por dentro de todas as atividades que realizamos: cursos, dicas, divulgações dos artigos científicos atuais e muito mais.

Esperamos que essa publicação contribua para análise e conhecimento sobre os temas apresentados.

A todos, uma ótima leitura!

Comissão do Boletim Informativo das Bibliotecas São Camilo - SP



ON AIR

Você sabia que assim como avaliamos a nossa saúde física é importante avaliarmos também a nossa saúde mental?

Você sabe como promover a saúde da sua mente?



Você sabe identificar quando a saúde mental não vai bem?

## POD CAST #2 DO **BIBLIO CONNECT**



É só dar o play e ficar por dentro do assunto do momento!



Para responder todas as nossas dúvidas, convidamos a Dra Ana Ágata, especialista em Psiquiatria e médica preceptora do internato no Promove.

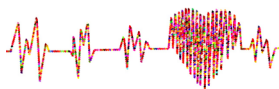


Para conhecimento...

- Conheça o **Apoio Psicológico e Psicopedagógico** Universitário, que é um espaço de acolhimento para todos os alunos do Centro universitário São Camilo.  
@apoiopsi\_saocamilo
- O Apoio Psicológico atende apenas os alunos, porém a Clínica Escola de Psicologia da Pompeia e o PROMOVE atendem a comunidade externa.
- Alguns institutos disponibilizam material de qualidade e fazem indicação de serviços de saúde mental:

**Instituto Ame Sua Mente**  
**Instituto Vita Alere de Prevenção e Posvenção do Suicídio**  
**Centro de Valorização da Vida (24h/dia) tel. 188**





### 1. Association of early adulthood hypertension and blood pressure change with late-life neuroimaging biomarkers. (Associação de hipertensão no início da idade adulta e alteração da pressão arterial com biomarcadores de neuroimagem no final da vida).



Clique aqui para solicitar esse artigo na íntegra

**Referência:** GEORGE, K. M. et al. Association of early adulthood hypertension and blood pressure change with late-life neuroimaging biomarkers. *JAMA Network Open*, [s. l.], v. 6, n. 4, p. e236431, 2023.

**Abstract - Importance:** The association between hypertension developed before midlife and late-life brain health is understudied and, because of the cardioprotective benefits of estrogen before menopause, may differ by sex. **Objective:** To assess the association of early adulthood hypertension and blood pressure (BP) change with late-life neuroimaging biomarkers and examine potential sex differences. **Exposures:** Hypertension status (normotension, transition to hypertension, and hypertension) and BP change (last measure minus first measure) were assessed at 2 multiphasic health checkups (MHCs; 1964-1985) in early adulthood (ages 30-40 years). **Main outcomes and measures:** Regional brain volumes and WM integrity were measured using 3T magnetic resonance imaging and z standardized. General linear models adjusted for potential confounders (demographic characteristics and study [KHANDLE or STAR]) were used to assess the association of hypertension and BP change with neuroimaging biomarkers. Sex interactions were tested. **Conclusions and relevance:** In this cohort study, early adulthood hypertension and BP change were associated with late-life volumetric and WM differences implicated in neurodegeneration and dementia. Sex differences were observed for some brain regions whereby hypertension and increasing BP appeared more detrimental for men. These findings suggest that prevention and treatment of hypertension in early adulthood is important for late-life brain health, particularly among men.

### 2. Association of education and feedback on hypertension management with risk for stroke and cardiovascular disease. (Associação de educação e feedback sobre o controle da hipertensão com risco de acidente vascular cerebral e doença cardiovascular).

**Abstract - Purpose:** Education and feedback on hypertension management has been associated with improved hypertension control. This study aimed to assess the effectiveness of such interventions to reduce the risk of stroke and cardiovascular events. **Materials and Methods:** Individuals 18 years with a blood pressure (BP) recording in Veasterbotten or Sodermanland County during the study period 2001 to 2009 were included in € 108 serial cohort studies, each with 24 months follow-up. The primary outcome was risk of first-ever stroke in Veasterbotten County (intervention) compared with Sodermanland County (con- € trol). Secondary outcomes were first-ever major adverse cardiovascular event (MACE), myocardial infarction, and heart failure, as well as all-cause and cardiovascular mortality. All outcomes were analysed using time-to-event data included in a Cox proportional hazards model adjusted for age, sex, hypertension, diabetes, coronary artery disease, atrial fibrillation, systolic BP at inclusion, marital status, and disposable income. **Results:** A total of 121 365 individuals (mean [SD] age at inclusion 61.7 [16.3] years; 59.9% female; mean inclusion BP 142.3/82.6 mmHg) in the intervention county were compared to 131 924 individuals (63.6 [16.2] years; 61.2% female; 144.1/81.1 mmHg) in the control county. A first-ever stroke occurred in 2 823 (2.3%) individuals in the intervention county, and 3 584 (2.7%) individuals in the control county (adjusted hazard ratio 0.96, 95% CI 0.90 to 1.03). No differences were observed for MACE, myocardial infarction or heart failure, whereas all-cause mortality (HR 0.91, 95% CI 0.87 to 0.95) and cardiovascular mortality (HR 0.91, 95% CI 0.85 to 0.98) were lower in the intervention county. **Conclusions:** This study does not support an association between education and feedback on hypertension management to primary care physicians and the risk for stroke or cardiovascular outcomes. The observed differences for mortality outcomes should be interpreted with caution.




Clique aqui para solicitar esse artigo na íntegra

**Reference:** BRUNSTRÖM, M. et al. Association of education and feedback on hypertension management with risk for stroke and cardiovascular disease. *Blood pressure*, [s. l.], v. 31, n. 1, p. 31-39, 2022.


### 3. Personalized hypertension treatment recommendations by a data-driven model. (Recomendações personalizadas de tratamento de hipertensão por um modelo baseado em dados).

**Background:** Hypertension is a prevalent cardiovascular disease with severe longer-term implications. Conventional management based on clinical guidelines does not facilitate personalized treatment that accounts for a richer set of patient characteristics. **Methods:** Records from 1/1/2012 to 1/1/2020 at the Boston Medical Center were used, selecting patients with either a hypertension diagnosis or meeting diagnostic criteria ( $\geq 130$  mmHg systolic or  $\geq 90$  mmHg diastolic,  $n=42,752$ ). Models were developed to recommend a class of antihypertensive medications for each patient based on their characteristics. Regression immunized against outliers was combined with a nearest neighbor approach to associate with each patient an affinity group of other patients. This group was then used to make predictions of future Systolic Blood Pressure (SBP) under each prescription type. For each patient, we leveraged these predictions to select the class of medication that minimized their future predicted SBP. **Results:** The proposed model, built with a distributionally robust learning procedure, leads to a reduction of 14.28 mmHg in SBP, on average. This reduction is 70.30% larger than the reduction achieved by the standard-of-care and 7.08% better than the corresponding reduction achieved by the 2nd best model which uses ordinary least squares regression. All derived models outperform following the previous prescription or the current ground truth prescription in the record. We randomly sampled and manually reviewed 350 patient records; 87.71% of these model generated prescription recommendations passed a sanity check by clinicians. **Conclusion:** Our data-driven approach for personalized hypertension treatment yielded significant improvement compared to the standard-of-care. The model implied potential benefits of computationally deprescribing and can support situations with clinical equipoise.



Clique aqui para solicitar esse artigo na íntegra

**Reference:** HU, Y. et al. Personalized hypertension treatment recommendations by a data-driven model. *BMC medical informatics and decision making*, [s. l.], v. 23, n. 1, p. 44, 2023.



#### 4. Perfil do conhecimento de mulheres sobre a atuação do fisioterapeuta na saúde da mulher.



[Clique aqui para solicitar esse artigo na íntegra](#)

**Referência:** MADUENHO, T. dos R. C. et al. Perfil do conhecimento de mulheres sobre a atuação do fisioterapeuta na saúde da mulher. *Fisioterapia e Pesquisa*, São Paulo, v. 29, n.3, p.252–257, 2022.

**Resumo:** Objetivou-se avaliar o perfil do conhecimento de mulheres brasileiras sobre a atuação do fisioterapeuta na saúde da mulher. As participantes preencheram um questionário online contendo: dados socioeconômicos e demográficos, questões acerca do conhecimento sobre a atuação da Fisioterapia na Saúde da Mulher e das atuais condições de saúde. Foram realizadas análises descritivas para a caracterização da amostra, os níveis de conhecimento e o autorrelato de disfunções do assoalho pélvico e para a associação entre o conhecimento geral, o autorrelato de disfunções e o conhecimento das subáreas da Fisioterapia na Saúde da Mulher. Participaram 446 mulheres de todas as regiões do Brasil, sendo 86,3% do Sudeste, 9,4% do Sul, 1,6% do Nordeste, 1,3% do Centro-Oeste e 1,3% do Norte. A média de idade foi de 30,1±10,5 anos. O autorrelato de disfunções do assoalho pélvico foi de 20,4% de incontinência urinária, 27,6% de disfunções sexuais, 25,8% sintomas intestinais e 6,7% de dor pélvica crônica. Das participantes, 61% apresentavam algum conhecimento sobre a área da Fisioterapia na Saúde da Mulher e 96,9% gostariam de conhecer mais sobre essa especialidade. Apesar de muitas mulheres terem conhecimento sobre essa área, uma minoria já foi encaminhada ou realizou tratamento especializado de Fisioterapia na Saúde da Mulher. Houve associação estatisticamente significativa entre o nível de conhecimento das mulheres sobre a atuação do fisioterapeuta na saúde da mulher com o autorrelato de disfunções do assoalho pélvico e o nível de conhecimento das subáreas de atuação.

#### 5. Women's health and working life: a scoping review. (Saúde da mulher e vida profissional: uma revisão de escopo).

**Abstract:** Women's health matters for participation in working life. The objective of this study was to explore female physiology in a work-life context and to investigate possible associations between women's health, sickness absence and work ability. A scoping review was conducted to develop a systematic overview of the current research and to identify knowledge gaps. The search strategy was developed through a population, concept and context (PCC) model, and three areas of women's health were identified for investigation in the context of work. A total of 5798 articles were screened by title and abstract and 274 articles were screened by full text; 130 articles were included in the review. The material included research from 19 countries; the majority of the studies used quantitative methods. The results showed an impact on the occupational setting and an association between sickness absence, work ability and all three areas of women's health, but a holistic and overall perspective on female biology in the work context is missing. This review calls for more knowledge on health and work and possible gender differences in this regard. Women's health and working life involve a complex connection that has the potential to develop new knowledge.

**Reference:** GJELLESTAD, M. et al. women's health and working life: a scoping review. *International journal of environmental research and public health*, [s. l.], v. 20, n. 2, 2023.



[Clique aqui para solicitar esse artigo na íntegra](#)

#### 6. Pelvic floor muscle function differs between supine and standing positions in women with stress urinary incontinence: an experimental crossover study. (A função muscular do assoalho pélvico difere entre as posições supina e ortostática em mulheres com incontinência urinária de esforço: um estudo cruzado experimental).

**Question:** In women with stress urinary incontinence, how does pelvic floor muscle (PFM) function differ between supine and standing when assessed using manometry, vaginal palpation, dynamometry and electromyography? **Design:** An experimental crossover study. **Participants:** A total of 101 women with stress urinary incontinence were included. **Intervention:** The PFM evaluations were performed and compared in supine and standing positions. The participants were assigned to either Group 1 (assessments in supine followed by standing) or Group 2 (assessments in standing followed by supine). **Outcome measures:** The primary outcome was the PFM pressure during the maximum voluntary contraction (MVC). Secondary outcomes were the measures of PFM pressure at rest; PFM function (PERFECT scheme); active and passive forces (dynamometry); and PFM electromyography (EMG) activity. **Results:** The mean MVC pressure was significantly lower in standing (MD 27 cmH<sub>2</sub>O, 95% CI 210 to 24). The mean PFM resting pressure was higher in standing (7 cmH<sub>2</sub>O, 95% CI 5 to 10). Three measures of PFM function derived from vaginal palpation were better in supine than in standing. The PFM active and the passive forces measured using dynamometry were higher in standing (0.18 kgf, 95% CI 0.16 to 0.20). The resting EMG activity was higher in standing than in supine (MD 3.6 mV, 95% CI 2.6 to 4.5), whereas EMG activity during MVC was higher in supine than standing (MD 28.7 mV, 95% CI 212.5 to 24.8). **Conclusion:** The pressure and EMG activity during MVC, and PFM function were lower in standing. The resting pressure, the passive and active forces of the PFM and the resting EMG activity of the PFM were higher in standing.



[Clique aqui para solicitar esse artigo na íntegra](#)

**Reference:** GIMENEZ, M. M. et al. Pelvic floor muscle function differs between supine and standing positions in women with stress urinary incontinence: an experimental crossover study. *Journal of physiotherapy*, [s. l.], v. 68, n. 1, p. 51–60, 2022.





### 7. Usability and satisfaction outcomes from a pilot open trial examining remote patient monitoring to treat pediatric obesity during the COVID-19 pandemic. (Resultados de usabilidade e satisfação de um teste piloto aberto examinando o monitoramento remoto de pacientes para tratar a obesidade pediátrica durante a pandemia de Covid-19).



Clique aqui para solicitar esse artigo na íntegra

**Abstract - Background:** Pediatric obesity is common and a significant burden. Supplementing pediatric obesity treatment with technology is needed. This manuscript examines the usability and satisfaction, as well as explores initial effectiveness, of a remote patient monitoring system (RPMS) designed for youth presenting for pediatric weight management treatment. **Methods:** 47 youth, 10 to 17 years old, with obesity and a caregiver participated. For three months, families received treatment via the RPMS. Usability and satisfaction outcomes were examined. Exploratory analyses were conducted to examine initial effectiveness from baseline and post-treatment (month 3) assessments. **Results:** More than 80% of patients used the RPMS, and overall, patients completed 27 out of 90 daily sessions (30%). Youth and caregivers reported high satisfaction. Non-parametric tests revealed no significant improvements for youth or caregiver weight status after the RPMS treatment. Significant improvements in other outcomes examined were limited. **Conclusions:** Families were satisfied with the RPMS, but use of the system was limited. Initial effectiveness was not able to be determined due to the amount of missing data, which was impacted by the COVID-19 pandemic. Modifications of the RPMS and future evaluation of usability and effectiveness are warranted to determine utility in supplementing pediatric obesity clinical treatment.

**Reference:** LIM, C. S. *et al.* Usability and satisfaction outcomes from a pilot open trial examining remote patient monitoring to treat pediatric obesity during the COVID-19 pandemic. *International Journal of Environmental Research and Public Health*, [s. l.], v. 20, n. 3, 2023.

### 8. Childhood obesity risk increases with increased screen time a systematic review and dose-response meta-analysis. (O risco de obesidade infantil aumenta com o aumento do tempo de tela: uma revisão sistemática e meta-análise dose-resposta).

**Abstract – Background:** The role of screen time in promoting obesity among children has been reported in previous studies. However, the effects of different screen types and the dose-response association between screen time and obesity among children is not summarized yet. In the current meta-analysis we systematically summarized the association between obesity and screen time of different screen types in a dose-response analysis. **Methods:** A systematic search from Scopus, PubMed and Embase electronic databases was performed. Studies that evaluated the association between screen time and obesity up to September 2021 were retrieved. We included 45 individual studies that were drawn from nine qualified studies into meta-analysis. **Results:** The results of the two-class meta-analysis showed that those at the highest category of screen time were 1.2 times more likely to develop obesity [odds ratio (OR)=1.21; confidence interval (CI)=1.113, 1.317; I<sup>2</sup>=60.4%; P < 0.001]. The results of subgrouping identified that setting, obesity status and age group were possible heterogeneity sources. No evidence of non-linear association between increased screen time and obesity risk among children was observed (P-nonlinearity=0.310). **Conclusion:** In the current systematic review and meta-analysis we revealed a positive association between screen time and obesity among children without any evidence of non-linear association. Due to the cross-sectional design of included studies, we suggest further studies with longitudinal or interventional design to better elucidate the observed associations.



Clique aqui para solicitar esse artigo na íntegra

**Reference:** RAMÍREZ-CORONEL, A. A. *et al.* Childhood obesity risk increases with increased screen time: a systematic review and dose-response meta-analysis. *Journal of Health, Population and Nutrition*, [s. l.], v. 42, n. 1, p. 5, 2023.

### 9. Associação entre nível sérico de vitamina D e resistência à insulina em adolescentes com excesso de peso.

**Resumo:** A manutenção da homeostase glicêmica e da secreção de insulina tem sido considerada um dos efeitos metabólicos da vitamina D (VD). Tradicionalmente, a obesidade é a principal causa de resistência insulínica (RI) e um importante fator de risco para a deficiência de VD. Portanto, adolescentes com obesidade e deficiência de VD podem estar diante de uma condição de dupla carga de risco para apresentar RI. Objetivou-se avaliar a associação entre os níveis séricos de 25-hidroxivitamina D [25(OH)D] e parâmetros de RI em adolescentes com excesso de peso. Trata-se de um estudo observacional em 42 adolescentes, com excesso de peso, acompanhados em serviço de atenção secundária. O excesso de peso foi definido pelos critérios da Organização Mundial da Saúde e os níveis séricos de 25(OH)D foram categorizados em normal ( $\geq 30$  ng/mL) e baixa ( $< 30$  ng/mL) de acordo com a Sociedade Brasileira de Nutrologia. Na avaliação da RI foram utilizados o modelo homeostático de avaliação da RI (HOMA-IR), a relação glicose/insulina e a insulinemia de jejum. O grupo estudado caracterizou-se por ser predominantemente de adolescentes jovens (88,1% entre 10 e 14 anos), estar na puberdade (83,5%) e ter obesidade central (80%) e hipovitaminose D (85,7%). Os adolescentes com VD baixa apresentaram maior ocorrência de RI pelo índice de HOMAR IR (teste Fisher unicaudal,  $p < 0,05$ ), sugerindo uma relação entre o status de vitamina D e à sensibilidade à insulina, houve associação positiva entre VD baixa e HOMA-IR elevada.



Clique aqui para solicitar esse artigo na íntegra

**Referência:** LANDO, F. S., Vargas, D. M. Associação entre nível sérico de vitamina D e resistência à insulina em adolescentes com excesso de peso. *O Mundo Da Saúde*, São Paulo, 47(1), 031-038, 2023.







10. **Parents' recalled experiences of the child centred health dialogue in children with overweight: a qualitative study.** (Experiências lembradas pelos pais sobre o diálogo de saúde centrado na criança em crianças com excesso de peso: um estudo qualitativo).

**Abstract - Background:** Because overweight and obesity are still increasing and prevention of childhood obesity is more likely to be effective when initiated in preschool children, the Child Health Service in the south of Sweden developed a structured child-centred health dialogue model targeting all 4-year-old children and their families. The aim of this study was to describe parents' recalled experiences of this health dialogue in children with overweight. **Methods:** A qualitative inductive approach with purposeful sampling was used. Thirteen individual interviews with parents (including 11 mothers and 3 fathers) were conducted and analysed with qualitative content analysis. **Results:** The analysis resulted in two categories: 'A valuable visit with a subtle individual impact' that described parents' recalled experiences of the health dialogue and 'There is a complex interaction between weight and lifestyle' that reflected the parents' perceptions of the relationship between their children's weight and lifestyle. **Conclusions:** Parents recalled the child-centred health dialogue as important and described discussing a healthy lifestyle as one of the obligations of the Child Health Service. Parents wanted confirmation that their family lifestyle was healthy; however, they did not want to discuss the relationship between their family lifestyle and their children's weight. Parents expressed that when their child followed the child's growth curve, then this indicated healthy growth. This study supports using the child-centred health dialogue as a model to provide structure for discussing a healthy lifestyle and growth but highlights the difficulties of discussing body mass index and overweight, especially in the presence of children.

**Reference:** ÅSBERG, M.; DERWIG, M.; CASTOR, C. Parents' recalled experiences of the child centred health dialogue in children with overweight: a qualitative study. *BMC Health Services Research*, [s. l.], v. 23, n. 1, p. 289, 2023.



[Clique aqui para solicitar esse artigo na íntegra](#)


11. **Examining the prevalence of obesity in school children through an on-site obesity outpatient clinics survey based on student's lifestyles.** (Examinando a prevalência de obesidade em crianças em idade escolar por meio de uma pesquisa ambulatorial de obesidade baseada no estilo de vida dos alunos).

**Abstract – Objective:** The purpose of this study was to identify the prevalence of obesity, overweight, and risk factors in pediatric patients attending outpatient clinics at a public sector hospital in the central province of Saudi Arabia. **Subjects and Methods:** This cross-sectional study was conducted in Riyadh, the capital of Saudi Arabia, between January 2022 and October 2022. The target population was aged 6-15 years. We conducted on-site obesity assessments utilizing questionnaire-based interviews with patients attending outpatient clinics. Data collection was carried out with the help of parents, where required. Using BMI growth charts for Saudi children and teenagers, the weight, height, and body mass index (BMI) of subjects were computed. **Conclusions:** Saudi Arabia still has a high rate of overweight and obesity among children of school-going age, which is a significant public health issue. To properly address and control this issue, policies at the national, local, and individual levels must be implemented. Notably, there was also a high prevalence of being underweight, and this issue needs to be brought up as well.

**Reference:** ALRASHED, F. A. *et al.* Examining the prevalence of obesity in school children through an on-site obesity outpatient clinics survey based on student's lifestyles. *European Review for Medical and Pharmacological Sciences*, [s. l.], v. 27, n. 6, p. 2494–2503, 2023.



[Clique aqui para solicitar esse artigo na íntegra](#)





## 12. Asma y COVID-19. (Asma e Covid-19).



[Clique aqui para solicitar esse artigo na íntegra](#)

**Referencia:** LÓPEZ-TIRO, J. J. et al. Asthma and COVID-19. *Revista Alergia México*, Puebla, Mexico, v. 69, Suppl 1, p. S15–S23, 2022.

**Resumen:** La pandemia de COVID-19 ha colapsado los sistemas de salud de muchos países del mundo y las comorbilidades en adultos han incrementado exponencialmente su mortalidad; respecto al asma, no se ha podido establecer una relación determinante en la mortalidad. Las manifestaciones clínicas del paciente con asma y SARS-CoV-2 se presentan con una amplia gama, desde asintomáticas hasta las que experimentan insuficiencia respiratoria aguda. El método más sensible para el diagnóstico de la infección por SARS-CoV-2 es la RT-PCR. Las pruebas de antígeno y serológicas son más rápidas que la RT-PCR, pero menos sensibles. Los estudios radiológicos y la tomografía computarizada de tórax auxilian en el diagnóstico y seguimiento de la infección por SARS-CoV-2. El uso de la espirometría se restringe para el diagnóstico y seguimiento debido al alto riesgo de contagio. Se ha demostrado que la eosinofilia y la inflamación TH<sub>2</sub>, debido a su efecto inmunológico antivírico, son factores protectores contra SARS-CoV-2/COVID-19 severo. Los pacientes con asma leve expresan menos receptores de la enzima convertidora de angiotensina (ECA2) y aquellos con asma neutrofílica expresan mayor proporción, lo que sugiere presentaciones más severas de COVID-19. El tratamiento convencional del asma modula la respuesta inmunitaria del SARS-CoV-2/COVID-19, por lo cual, los pacientes con asma controlados tienen manifestaciones no graves de COVID-19, aunque los mecanismos no están claros.

## 13. Obesity in women with asthma: Baseline disadvantage plus greater small-airway responsiveness. (Obesidade em mulheres com asma: desvantagem inicial e maior capacidade de resposta das pequenas vias aéreas).

**Abstract - Background:** Obesity is known to diminish lung volumes and worsen asthma. However, mechanistic understanding is lacking, especially as concerns small-airway responsiveness. The objective of this study was therefore to compare small-airway responsiveness, as represented by the change in expiratory: inspiratory mean lung density ratios (MLDe/i, as determined by computed tomography [CT]) throughout methacholine testing in obese versus non-obese women with asthma. **Methods:** Thoracic CT was performed during methacholine bronchoconstriction challenges to produce standardized response curves (SRC: response parameter versus  $\ln[1 + \% PD_{20}]$ , where PD<sub>20</sub> is the cumulative methacholine dose) for 31 asthma patients (n = 18 non-obese and n = 13 obese patients). Mixed models evaluated obesity effects and interactions on SRCs while adjusting for age and bronchial morphology. Small airway responsiveness as represented by SRC slope was calculated for each third of the MLDe/i response and compared between groups. **Results:** Obesity-associated effects observed during experimental bronchoconstriction included: (i) a significant baseline effect for forced expiratory volume in 1 second with lower values for the obese ( $73.11 \pm 13.44$ ) versus non-obese ( $82.19 \pm 8.78$ ; p = 0.002) groups prior to methacholine testing and (ii) significantly higher responsiveness in small airways as estimated via differences in MLDe/i slopes (group  $\times \ln(1 + \% PD_{20})$  interaction; p = 0.023). The latter were pinpointed to higher slopes in the obese group at the beginning 2/3 of SRCs (p = 0.004 and p = 0.021). Significant obesity effects (p = 0.035 and p = 0.008) indicating lower forced vital capacity and greater % change in MLDe/i (respectively) throughout methacholine testing, were also observed. **Conclusion:** In addition to baseline differences, small-airway responsiveness (as represented by the change in MLDe/i) during methacholine challenge is greater in obese women with asthma as compared to the non-obese.

**Reference:** BOURDIN, A. et al. Obesity in women with asthma: baseline disadvantage plus greater small-airway responsiveness. *Allergy*, [s. l.], v. 78, n. 3, p. 780–790, 2023.



[Clique aqui para solicitar esse artigo na íntegra](#)


## 14. Guía práctica de seguimiento y manejo del paciente con asma grave tratado con biológicos. (Guia práctico para monitoramento e manejo do paciente com asma grave tratado com biológicos).

**Resumen:** El manejo del asma grave descontrolada con biológicos es un área de extrema dificultad, dada la escasez de información respecto a los criterios de inicio de los mismos, las variables a evaluar para determinar la eficacia y seguridad de su manejo, los puntos de corte para determinar el momento oportuno para cambiar o agregar otro biológico y el proceso para disminuir o retirar los esteroides. Esta revisión incorpora la información más reciente y realiza una propuesta con base en ella.

**Referencia:** GARCÍA-RAMÍREZ, U. N. et al. Guía práctica de seguimiento y manejo del paciente con asma grave tratado con biológicos. *Revista Médica del Instituto Mexicano del Seguro Social*, México, v. 60, n. 2, p. 201–210, 2022.



[Clique aqui para solicitar esse artigo na íntegra](#)





### 15. Penicillin allergy. (Alergia à penicilina).



[Clique aqui para solicitar esse artigo na íntegra](#)

**Resumen:** Los betalactámicos son los antimicrobianos más utilizados por su seguridad y eficacia. En este grupo se incluyen las penicilinas, las cefalosporinas, los carbapenémicos y los monobactámicos. La penicilina constituye la primera causa de alergia a medicamentos: 10 a 20 % de la población se etiqueta como alérgica a la misma, en muchas ocasiones erróneamente. Se ha reportado reacción cruzada entre penicilinas y cefalosporina en 2 a 5 %. No hay reacción cruzada entre penicilinas y aztreonam, pero sí con ceftazidima. En la fisiopatología de las reacciones de hipersensibilidad a penicilina se incluyen todos los mecanismos de la clasificación de Gell y Coombs. La estratificación de acuerdo con el riesgo permite tomar la decisión más objetiva para etiquetar al paciente como alérgico. En la evolución natural de la alergia a la penicilina, 80 a 90 % de los pacientes pierde dicha sensibilidad a los 10 años. De ser indispensable, el paciente puede ser sometido a un protocolo de desensibilización. El médico inmunoalergólogo es una pieza clave en la selección del paciente, la elaboración de los protocolos de reto y la desensibilización en un ambiente controlado.

**Referencia:** ORTEGA-CISNEROS, M. *et al.* Penicillin allergy. *Revista Alergia Mexico*, Puebla, Mexico, v. 69 Suppl 1, p. s81-s93, 2022.

### 16. Impacto da alergia medicamentosa na avaliação do risco de anafilaxia na vacinação COVID-19: Experiência de um serviço de imunoalergologia.

**Fundamentos:** A vacinação contra a COVID -19 é essencial para o controlo da pandemia. As reações adversas após a vacinação são comuns, embora a anafilaxia seja rara. **Objetivos:** Caracterizar as reações imunoalergológicas que motivaram referência pré-vacinação dos cuidados de saúde primários (CSP), analisar o impacto da alergia medicamentosa nesta referência e avaliar o resultado da vacinação após estratificação do risco. **Métodos:** Estudo observacional retrospectivo, com inclusão dos doentes referenciados à consulta de Imunoalergologia de um hospital terciário a partir dos CSP para avaliação do risco de reações de hipersensibilidade (RHS) graves à vacina contra a COVID -19 entre janeiro -junho de 2021. A estratificação do risco foi efetuada de acordo com o protocolo do serviço. **Resultados:** De um total de 733 doentes referenciados dos CSP, 510 foram admitidos, dos quais 445 foram avaliados, 369 (83%) do sexo feminino, média de idades 66±13 anos [20 -99 anos], 122 (27%) atópicos. A maioria (n=349, 78%) foi referenciada por reações prévias a medicamentos, dos quais 69 (15,5%) por reações a vacinas. Os anti-inflamatórios não esteroides (n=97, 51%) e os antibióticos (n=70, 36%) foram os mais reportados nas suspeitas/ hipersensibilidade confirmada a fármacos. O perfil das reações medicamentosas diferiu nos doentes de baixo risco (61% com RHS, 39% anafilaxia) e de risco intermédio/elevado (92% com RHS, 65% anafilaxia). Após avaliação, 323 doentes foram encaminhados para vacinação no centro de vacinação, dos quais 280 receberam pelo menos uma dose da vacina. Dois doentes tiveram agravamento da urticária crónica e uma teve reação vasovagal após a vacina. Foram vacinados em meio hospitalar 122 doentes, dos quais 69 receberam uma dose da vacina. Apenas dois apresentaram reações cutâneas ligeiras. **Conclusões:** A alergia medicamentosa foi o principal motivo de avaliação do risco pré-vacinação. A maioria dos doentes foi vacinada no centro de vacinação sem intercorrências. O protocolo utilizado foi eficaz, sem reações de relevo nem casos de anafilaxia.



[Clique aqui para solicitar esse artigo na íntegra](#)

**Referência:** BRÁS, Rita *et al.* Impacto da alergia medicamentosa na avaliação do risco de anafilaxia na vacinação COVID-19: Experiência de um serviço de imunoalergologia. *Revista Portuguesa de Imunoalergologia*, [s. l.], v. 30, n. 3, p. 191-206, 2022.

### 17. Antibiotikaallergien – gezieltes Vorgehen bei vermeintlicher $\beta$ -Laktam-Allergie. (Alergias a antibióticos: abordagem direcionada na suspeita de alergia a $\beta$ - lactâmicos).

Allergien gegen Antibiotika zählen zu den Arzneimittelüberempfindlichkeitsreaktionen und können sowohl Immunglobulin-E- als auch T-Zell-vermittelt sein. Hautmanifestationen sind die häufigsten Symptome. Obwohl durch die anamnestische Angabe einer Penicillinallergie erhebliche Einschränkungen in der Therapie akuter Infektionen entstehen, die mit Nebenwirkungen und teilweise schlechteren Therapieergebnissen assoziiert sind, wird die Allergie zumeist nicht kritisch hinterfragt. Bei 85–90 % der Patient\*innen mit dem Label „Penicillinallergie“ handelt es sich jedoch um unspezifische Unverträglichkeitsreaktionen ohne Gefährdung bei Reexposition. Eine sorgfältige Anamnese der Beschwerden sowie erste einfache diagnostische Schritte können bereits wesentlich zur Klärung einer relevanten Allergie beitragen, um so den Patienten bei antibiotikapflichtiger Infektion die optimale Therapie bieten zu können. Kreuzallergien zwischen verschiedenen  $\beta$ -Laktam-Antibiotika können auftreten, das Risiko ist jedoch substanzabhängig und kann anhand entsprechender Tabellen eingeschätzt werden.



[Clique aqui para solicitar esse artigo na íntegra](#)

**Reference:** HORNUSS, D.; RIEG, S. Antibiotic allergies: targeted approach in suspected  $\beta$ -lactam allerg. *Innere Medizin, Germany*, v. 64, n. 4, p. 351-361, 2023.





**18. Epicutaneous sensitization and food allergy: preventive strategies targeting skin barrier repair-facts and challenges.** (Sensibilização epicutânea e alergia alimentar: estratégias preventivas visando o reparo da barreira cutânea - fatos e desafios).

**Abstract:** Food allergy represents a growing public health and socio-economic problem with an increasing prevalence over the last two decades. Despite its substantial impact on the quality of life, current treatment options for food allergy are limited to strict allergen avoidance and emergency management, creating an urgent need for effective preventive strategies. Advances in the understanding of the food allergy pathogenesis allow to develop more precise approaches targeting specific pathophysiological pathways. Recently, the skin has become an important target for food allergy prevention strategies, as it has been hypothesized that allergen exposure through the impaired skin barrier might induce an immune response resulting in subsequent development of food allergy. This review aims to discuss current evidence supporting this complex interplay between the skin barrier dysfunction and food allergy by highlighting the crucial role of epicutaneous sensitization in the causality pathway leading to food allergen sensitization and progression to clinical food allergy. We also summarize recently studied prophylactic and therapeutic interventions targeting the skin barrier repair as an emerging food allergy prevention strategy and discuss current evidence controversies and future challenges. Further studies are needed before these promising strategies can be routinely implemented as prevention advice for the general population.

**Reference:** DEBIŃSKA, A.; SOZAŃSKA, B. Epicutaneous sensitization and food allergy: preventive strategies targeting skin barrier repair-facts and challenges. **Nutrients**, Suíça, v. 15, n. 5, 2023.




[Clique aqui para solicitar esse artigo na íntegra](#)

**19. Advances in the study of probiotics for immunomodulation and intervention in food allergy.** (Avanços no estudo dos probióticos para imunomodulação e intervenção na alergia alimentar).

**Abstract:** Food allergies are a serious food safety and public health issue. Soybean, dairy, aquatic, poultry, and nut products are common allergens inducing allergic reactions and adverse symptoms such as atopic dermatitis, allergic eczema, allergic asthma, and allergic rhinitis. Probiotics are assumed as an essential ingredient in maintaining intestinal microorganisms' composition. They have unique physiological roles and therapeutic effects in maintaining the mucosal barrier, immune function, and gastrointestinal tract, inhibiting the invasion of pathogenic bacteria, and preventing diarrhea and food allergies. Multiple pieces of evidence reveal a significant disruptive effect of probiotics on food allergy pathology and progression mechanisms. Thus, this review describes the allergenic proteins as an entry point and briefly describes the application of probiotics in allergenic foods. Then, the role of probiotics in preventing and curing allergic diseases by regulating human immunity through intestinal flora and intestinal barrier, modulating host immune active cells, and improving host amino acid metabolism are described in detail. The anti-allergic role of probiotics in the function and metabolism of the gastrointestinal tract has been comprehensively explored to furnish insights for relieving food allergy symptoms and preventing food allergy.

**Reference:** HUANG, Y.-Y. *et al.* Advances in the study of probiotics for immunomodulation and intervention in food allergy. **Molecules**, Suíça, v. 28, n. 3, 2023.



[Clique aqui para solicitar esse artigo na íntegra](#)



## 20. Food sensitivities of the digestive tract-Part 1: food allergies. (Sensibilidades alimentares do aparelho digestivo - Parte 1: alergias alimentares).

Nahrungsmittelunverträglichkeiten betreffen etwa ein Drittel der Bevölkerung. Ihnen liegen sehr unterschiedliche Mechanismen zugrunde. Sie werden unterteilt in Nahrungsmittelintoleranzen, die sich vor allem im Gastrointestinaltrakt manifestieren, und Nahrungsmittelallergien, die auch extraintestinale Symptome hervorrufen können und eine immunologische Genese haben. Die häufigsten Nahrungsmittelallergien bei Erwachsenen sind die pollenassoziierten Allergien gegen Getreide bzw. Kern- und Steinobstsorten, bei Kindern kommen Allergien gegen Erdnuss, Milch und Ei besonders häufig vor. Die Diagnostik von Nahrungsmittelallergien ist komplex, die Therapie basiert primär auf einer gezielten Eliminationsdiät. Der vorliegende Fortbildungsbeitrag fokussiert auf Nahrungsmittelallergien mit gastrointestinaler Symptomatik.

**Reference:** BISCHOFF, S. C. Food sensitivities of the digestive tract-Part 1: food allergies. *Der Internist*, [s. l.], v. 63, n. 2, p. 171–184, 2022.



[Clique aqui para solicitar esse artigo na íntegra](#)

## 21. Food sensitivities of the digestive tract-Part 2: food intolerance. (Sensibilidades alimentares do aparelho digestivo - Parte 2: intolerâncias alimentares).

Nahrungsmittelunverträglichkeiten (NMU) betreffen etwa ein Drittel der Bevölkerung. Sie werden durch umschriebene Nahrungsmittel ausgelöst, wobei sehr unterschiedliche Mechanismen zugrunde liegen. NMU werden unterteilt in Nahrungsmittelintoleranzen (NMI), die sich vor allem im Gastrointestinaltrakt manifestieren, und Nahrungsmittelallergien (NMA), die auch extraintestinal Symptome hervorrufen können und eine immunologische Genese haben. Bei Erwachsenen sind NMI mit einer Prävalenz von etwa 10–20 % deutlich häufiger als NMA. Die wichtigsten NMI sind Zuckerintoleranzen wie Laktose- und Fruktoseintoleranz, aber auch Intoleranzen gegen Weizen spielen eine zunehmende Rolle. Die Diagnostik von NMI erfordert eine umfangreiche Ausschlussdiagnostik, wobei insbesondere das Reizdarmsyndrom und die intestinale Dysbiose abgegrenzt werden müssen. Die Therapie der NMI basiert primär auf einer gezielten Eliminationsdiät. Im vorliegenden Fortbildungsbeitrag wird auf die wichtigsten NMI eingegangen.

**Reference:** BISCHOFF, S. C. Food sensitivities of the digestive tract-Part 2: Food intolerances. *Der Internist*, [s. l.], v. 63, n. 3, p. 281–290, 2022.



[Clique aqui para solicitar esse artigo na íntegra](#)

08 DE JULHO

# Dia Mundial da Alergia






## I. A REDE DE CUIDADOS À SAÚDE PARA A POPULAÇÃO TRANSEXUAL.

O SUS trouxe os princípios de universalidade, integralidade e equidade para nortear as ações e os serviços de saúde, que devem ser livres de preconceito e discriminação. A rede formal de cuidados foi compreendida como a que está institucionalizada, e a rede informal é uma rede afetiva. (Revista Physis, 2023)




Clique aqui para solicitar o artigo



## II. ACESSO DESIGUAL: PESSOAS LGBTQ+ TÊM A REALIZAR MENOS EXAMES PREVENTIVOS DO QUE INDIVÍDUOS CISGÊNERO HETEROSSEXUAIS.

Um estudo publicado em janeiro de 2023 na revista científica Clinics aponta que pessoas LGBTQ+ tendem a realizar menos exames preventivos do que indivíduos cisgênero heterossexuais. (Revista Clinics, 2023)



Clique aqui para solicitar o artigo

## III. TRANSFORMANDO O INVISÍVEL EM VISÍVEL: DISPARIDADES NO ACESSO À SAÚDE EM IDOSOS LGBTQ+.

O acesso aos cuidados de saúde e as experiências com os serviços de saúde foram piores no grupo LGBTQ+ do que nos seus pares não LGBTQ+. Políticas públicas de saúde inclusivas e efetivas são essenciais para promover um envelhecimento saudável para todos. (Revista Clinics, 2023 - artigo em inglês)



Clique aqui para solicitar o artigo

## IV. GÊNERO EM NÚMEROS.

Análise de mais de 30 mil artigos sobre mulheres e gênero publicados ao longo de seis décadas evidencia a evolução desse campo do conhecimento no Brasil. Um artigo publicado em novembro na revista científica Scientometrics trouxe dados inéditos sobre a evolução de um campo de pesquisa interdisciplinar que tem produção crescente no Brasil: os estudos sobre a condição feminina e as desigualdades de gênero. (Revista Scientometrics, 2023)



Clique aqui para solicitar o artigo



## VI. ALERTAS GLOBAIS CHAMAM A ATENÇÃO PARA O PAPEL DO TRABALHO NA SAÚDE MENTAL.

Apesar do crescente debate em espaços laborais, o tema ainda é cercado de estigmas. Estima-se que 12 bilhões de dias de trabalho são perdidos anualmente por causa da depressão e da ansiedade, custando à economia mundial quase 1 trilhão de dólares. Os dados são do relatório “Diretrizes sobre Saúde Mental no Trabalho”, publicado pela Organização Mundial da Saúde (OMS), em setembro de 2022, e confirmam a necessidade de se trazer o debate ainda mais à tona. (Revista Poli: Saúde, Educação e Trabalho, 2023)



Clique aqui para solicitar o artigo

## V. O DIREITO À DIVERGÊNCIA.

Avanço nas matrículas de pessoas com deficiência aponta para maior inclusão, mas políticas institucionais e práticas pedagógicas precisam ser aprimoradas. (Revista Pesquisa Fapesp, 2023)



Clique aqui para solicitar o artigo



## DOCENTE E ESTUDANTES CAMILIANOS FALAM SOBRE O CONVÍVIO ENTRE GERAÇÕES À FOLHA



"Sou idosa e as pessoas não queriam me ouvir", relata doutoranda de 70 anos, professora Sônia Maria Pereira. A docente fala sobre o tema etarismo e relata suas experiências como estudante universitária. Exclusão, cancelamento e aprendizado marcam o convívio entre gerações na universidade.

Acesse o [blog](#) São Camilo e confira a reportagem 😊

## A IMPORTÂNCIA DO EXERCÍCIO FÍSICO PARA AS PESSOAS IDOSAS

Muitos são os benefícios que a prática do exercício pode trazer: favorece o gasto de energia e calorias, além de proporcionar o bem-estar mental e social. Exercício físico é a atividade física que possui planejamento, um objetivo específico, com regras próprias, locais propícios à prática, número de repetições, ou seja, há uma sistematização, escreve a professora Dra. Maria Elisa Gonzalez Manso, no blog Portal do Envelhecimento e Longeviver.

Acesse a  
matéria na  
íntegra [aqui](#)



## SÃO CAMILO | Simponutri 2023

O mais tradicional evento do Curso de Nutrição do Centro Universitário São Camilo, aconteceu nos dias 17, 18 e 19 de maio, no formato presencial e online. Confira a programação completa no site:

[https://saocamilo-sp.br/eventos/simpo\\_nutri\\_2023](https://saocamilo-sp.br/eventos/simpo_nutri_2023)



# Biblioteca em números (1º TRIMESTRE DE 2023)

## SERVIÇOS PRESTADOS



**BIBLIO  
CONNECT**

**16**

Solicitações de artigos  
Biblio Connect



**4.015**

Empréstimos



**175**

Usuários capacitados  
para pesquisa em  
bases de dados




**36**

Visualizações do  
Podcast do Biblio  
Connect

**123.276**

Acessos aos e-books

**Minha  
Biblioteca**  
.com.br



**79.699**

Acervo de Livros

**21.154**

Acessos



**MEDLINE<sup>®</sup> Complete**

EBSCO Health **2.797**

Acessos



**14.362**  
Acessos

## PERIÓDICOS CIENTÍFICOS ASSINADOS


## PERIÓDICOS DIGITAIS



Multidisciplinar



Nutrição



Multidisciplinar



Medicina

**Confira Biblioteca em Números  
na íntegra [AQUI](#)**







Terminou o seu Trabalho de Conclusão de Curso, mas está em dúvida quanto às normas da ABNT ou Vancouver???

Nós podemos te ajudar!


## REVISÃO DE TRABALHOS ACADÊMICOS

A Biblioteca do Centro Universitário São Camilo oferece aos seus alunos o serviço de revisão de trabalhos acadêmicos (Trabalhos de Conclusão de Curso, Trabalhos em formato de Artigo, Dissertações e Teses), segundo as normas da ABNT e Vancouver.

O prazo de entrega do serviço é de **10 à 15 dias** úteis.

Para fazer sua solicitação, envie seu trabalho para o e-mail:

[biblip@saocamilo-sp.br](mailto:bibli@saocamilo-sp.br)





# Scopus®

**Scopus** é uma base de dados referencial da Editora Elsevier que indexa títulos acadêmicos revisados por pares: títulos de acesso livre, anais de conferências, publicações comerciais, séries de livros, páginas web de conteúdo científico (reunidos no Scirus), patentes de escritórios, banco de dados de citações, resumos abrangentes, multidisciplinares e confiáveis.

Nessa base, você realiza rapidamente pesquisas relevantes, identifica especialistas e obtém acesso a dados, métricas e ferramentas analíticas confiáveis. Tenha confiança no progresso da pesquisa; nas metas educacionais; na direção e nas prioridades de pesquisa - tudo a partir de um banco de dados.

Toda a comunidade acadêmica camiliana tem acesso à base da **Scopus**, através do portal de periódicos da CAPES - acesso via rede CAFe. Buscar Scopus nas bases da CAPES.

Tutorial de acesso disponível na página da biblioteca:

<https://portal.saocamilo-sp.br/biblioteca/pdf/Anexo%203%20-%20SCOPUS.pdf>



Saiba  
mais

Clique aqui e confira as demais edições.

O que você achou deste Boletim?  
Sua **opinião** é muito importante para nós!



# BIBLIO CONNECT

ANO 03, N. 13 - AGOSTO 2023



## EXPEDIENTE

Prof. Me. João Batista Gomes de Lima  
**Reitor**

Prof. Francisco de Lélis Maciel  
**Vice-Reitor e Pró-Reitor Administrativo**

Prof. Dr. Carlos Ferrara Junior  
**Pró-Reitor Acadêmico**

### Comissão do Boletim Informativo das Bibliotecas São Camilo - SP

Luciana Vitalino de Oliveira Camelo  
**Coordenadora de Biblioteca**

Renata Duarte Lemos Costa  
**Supervisora de Biblioteca**

Ana Lúcia Pitta  
**Bibliotecária**

Adriana Lima da Costa  
**Assistente de Biblioteca**

Lídia Cristiane de Oliveira (Editoração)  
**Assistente de Biblioteca**

**Edição e Revisão**  
Setor de Publicações

## EDITORIAL

Prezado leitor, é com muito orgulho que apresentamos a 13ª edição do Boletim Informativo de Periódicos Científicos das Bibliotecas do Centro Universitário São Camilo - SP, que tem como objetivo divulgar artigos científicos dos periódicos assinados pela Instituição.

Nessa edição, selecionamos artigos relacionados às datas de conscientização em saúde, que foram: Doenças Infecciosas e Parasitárias, Doenças Pulmonar, Dislexia, Setembro Amarelo e Outubro Rosa, todos artigos com questões relacionadas às áreas temáticas dos cursos ofertados. Aqui você também encontra publicações de docentes da Instituição e temas da atualidade.

No Podcast, tivemos a participação da Profa. Dra. Celina Camargo Bartalotti, Procuradora Institucional e Coordenadora Geral de Graduação do Centro Universitário São Camilo, falando sobre o tema Diversidade e Acessibilidade Educacional: um olhar Camiliano.

Se você se interessar por algum artigo, clique no link disponível e será direcionado à página da Biblioteca, em que preencherá o formulário de solicitação e o arquivo será enviado por e-mail em até 48 horas. Lembrando que o acesso aos artigos é destinado a toda comunidade acadêmica: docentes, discentes e colaboradores.

Na coluna "Dicas para elaboração de trabalhos acadêmicos", divulgamos o Guia do Ingressante - Uma visita à Biblioteca, onde todos os alunos terão conhecimento dos produtos e serviços ofertados nas Bibliotecas São Camilo.


Trazemos nesta edição a base de dados PEDro, que é um banco de dados gratuito com mais de 59.000 ensaios, revisões e diretrizes que avaliam intervenções da área de Fisioterapia.

Siga a Biblioteca nas redes sociais e fique por dentro de todas as atividades que realizamos: cursos, dicas, divulgações dos artigos científicos atuais e muito mais.

Esperamos que essa publicação contribua para análise e conhecimento dos temas apresentados.

A todos, uma ótima leitura!

Comissão do Boletim Informativo das Bibliotecas São Camilo - SP



ON AIR

É importante falar sobre diversidade no ambiente acadêmico?

Você sabe o que é acessibilidade atitudinal?



O que há em comum entre diversidade e acessibilidade?

## POD CAST #3 DO **BIBLIO CONNECT**



É só dar o play e ficar por dentro do assunto do momento!



Para responder todas as nossas dúvidas, convidamos a Profa. Dra. Celina Camargo Bartalotti, Procuradora Institucional e Coordenadora Geral de Graduação do Centro Universitário São Camilo.





## 1. Burden of influenza and respiratory syncytial viruses in suspected COVID-19 Patients: a cross-sectional and meta-analysis study. (Carga de influenza e vírus sincicial respiratório em pacientes com suspeita de COVID-19: um estudo transversal e de meta-análise).



[Clique aqui para solicitar esse artigo na íntegra](#)


**Abstract:** Non-SARS-CoV-2 respiratory viral infections, such as influenza virus (FluV) and human respiratory syncytial virus (RSV), have contributed considerably to the burden of infectious diseases in the non-COVID-19 era. While the rates of co-infection in SARS-CoV-2-positive group (SCPG) patients have been determined, the burden of other respiratory viruses in the SARS-CoV-2-negative group (SCNG) remains unclear. Here, we conducted a cross-sectional study (São José do Rio Preto county, Brazil), and we collected our data using a meta-analysis to evaluate the pooled prevalence of FluV and RSV among SCNG patients. Out of the 901 patients suspected of COVID-19, our molecular results showed positivity of FluV and RSV in the SCNG was 2% (15/733) and 0.27% (2/733), respectively. Co-infection with SARS-CoV-2 and FluV, or RSV, was identified in 1.7% of the patients (3/168). Following our meta-analysis, 28 studies were selected (n = 114,318 suspected COVID-19 patients), with a pooled prevalence of 4% (95% CI: 3–6) for FluV and 2% (95% CI: 1–3) for RSV among SCNG patients were observed. Interestingly, FluV positivity in the SCNG was four times higher (OR = 4, 95% CI: 3.6–5.4, p < 0.01) than in the SCPG. Similarly, RSV positivity was significantly associated with SCNG patients (OR = 2.9, 95% CI: 2–4, p < 0.01). For subgroup analysis, cold-like symptoms, including fever, cough, sore throat, headache, myalgia, diarrhea, and nausea/vomiting, were positively associated (p < 0.05) with the SCPG. In conclusion, these results show that the pooled prevalence of FluV and RSV were significantly higher in the SCNG than in the SCPG during the early phase of the COVID-19 pandemic.

**Reference:** COSTA, V. G. da et al. Burden of influenza and respiratory syncytial viruses in suspected COVID-19 patients: a cross-sectional and meta-analysis study. *Viruses*, [s. l.], v. 15, n. 3, 2023.

## 2. Risk factors for intensive care unit admission and mortality among adult meningitis patients. (Fatores de risco para internação em unidade de terapia intensiva e mortalidade em pacientes adultos com meningite).

**Abstract – Objective:** To assess the risk factors for intensive care unit admission and inpatient all-cause mortality among adult meningitis patients. **Method:** The retrospective study was conducted at the Aga Khan University Hospital, Karachi, and comprised of patients of either gender aged ≥18 years diagnosed with bacterial, viral, or tuberculous meningitis between July 2010 and June 2019. Multivariable logistic regression analyses were used to explore independent predictors of inpatient mortality and intensive care unit admission. Data was analysed using SPSS 24. **Results:** Of the 929 patients with suspected meningitis, 506 (54.5%) had confirmatory diagnosis. Of them, 303 (59.9%) were males. The overall median age of the sample was 47.0 years (interquartile range: 33.0 years). The most common aetiology was bacterial meningitis 324 (64%), followed by viral meningitis 141 (27.9%). Incidence of inpatient mortality was 53 (10.5%), while 75 (14.8%) patients required intensive care unit admission. Tuberculous aetiology, intensive care unit admission, concurrent encephalitis, hydrocephalus, inpatient neurosurgery, and longer length of hospital stay were predictors of mortality (p < 0.05). Non-indication of blood culture was found to be associated with reduced risk of mortality (p < 0.05). For intensive care unit admission, diabetes mellitus, presentation with seizure, imaging suggestive of meningitis, and inpatient neurosurgery were associated with higher risk of admission, while hypertension, presentation with headache, viral aetiology and non-indication of blood culture reduced the risk (p < 0.05). **Conclusion:** Adult meningitis patients tend to have poor expected outcomes, and their management strategies should be planned accordingly.

**Reference:** WAQAR, U. et al. Risk factors for intensive care unit admission and mortality among adult meningitis patients. *JPMA, The Journal of the Pakistan Medical Association*, [s. l.], v. 72, n. 7, p. 1460–1466, 2022.



[Clique aqui para solicitar esse artigo na íntegra](#)

## 3. Evaluation of the accuracy of multiplex polymerase chain reaction in differentiation between bacterial and viral meningitis. (Avaliação da precisão da reação em cadeia da polimerase multiplex na diferenciação entre meningite bacteriana e viral).

**Abstract – Background:** Meningitis is one of the most dangerous infection affecting children. The need for rapid and accurate diagnosis is mandatory for improving the outcome. **Aim of the work:** To evaluate the role of multiplex polymerase chain reaction (PCR) in diagnosis of meningitis either bacterial or viral and to detect its accuracy. **Results:** The mean age of children was 3.27 ± 1.27 years. Thirty-five (72.9%) cases were bacterial meningitis while 13 (27.1%) cases were viral meningitis. Multiplex PCR had 94% sensitivity and 100% specificity for diagnosis of bacterial meningitis. **Conclusion:** Multiplex PCR may help in diagnosis and differentiation of bacterial and viral meningitis with accurate and rapid results.

**Reference:** AHMED, M. A. et al. Evaluation of the accuracy of multiplex polymerase chain reaction in differentiation between bacterial and viral meningitis. *Irish Journal of Medical Science*, [s. l.], v. 192, n. 1, p. 403–407, 2023.



[Clique aqui para solicitar esse artigo na íntegra](#)





#### 4. Diagnostic value of IgA antibody measurement in tick-borne spotted fever - Astrakhan rickettsial fever. (Valor diagnóstico da medição de anticorpos IgA na febre maculosa transmitida por carrapatos - febre rickettsial de Astrakhan).

**Abstract:** Tick-borne spotted fevers caused by *Rickettsia* occur worldwide. The symptoms of this bacterial infection are similar to those of viral infection, and thus, diagnostic accuracy has special clinical importance. One of the commonly used methods for the diagnosis of tick-borne spotted fever is enzyme-linked immunosorbent assay (ELISA), which is based on estimation of the presence of specific IgM antibodies in blood. However, IgA analysis has not been used for the diagnosis of rickettsial diseases thus far. We investigated the diagnostic value of IgA antibody determination using patient sera collected in the Astrakhan region of Russia, where an isolated site of Astrakhan rickettsial fever (ARF) caused by *Rickettsia conorii* subsp. *caspia* is located. Our investigation was performed on serum samples collected from 185 patients diagnosed with Astrakhan rickettsial fever from May to October 2019. Western blot analysis revealed that specific IgA antibodies, as well as IgM antibodies, from patient sera bind to high-molecular-weight pathogen proteins with similar masses. The obtained data show that the determination of IgM alone allows for serological confirmation of diagnosis in only 46.5% of cases but that the determination of both IgM and IgA increases this rate to 66.5%. Taken together, the findings show an important diagnostic value of IgA evaluation for tick-borne spotted fever rickettsiosis.




[Clique aqui para solicitar esse artigo na íntegra](#)

**Reference:** SMIRNOVA, N. S. *et al.* Diagnostic value of IgA antibody measurement in tick-borne spotted fever (Astrakhan rickettsial fever). *Microbiology Spectrum*, [s. l.], v. 10, n. 3, e0168721, 2022.

#### 5. Parasite load evaluation by qPCR and blood culture in Chagas disease and HIV co-infected patients under antiretroviral therapy. (Avaliação da carga parasitária por qPCR e hemocultura em pacientes com doença de Chagas e co-infectados pelo HIV sob terapia antirretroviral).

**Abstract:** Chagas disease also known as American trypanosomiasis, is caused by *Trypanosoma cruzi* and transmitted by triatominae-contaminated feces. It is considered a neglected tropical disease that affects 6 to 7 million people worldwide. The reactivation of Chagas disease occurs when the chronically infected hosts are not able to control *T. cruzi* infection, generating recurrence of the acute phase. HIV is the main immunosuppressive infection that can lead to the reactivation of chronic Chagas disease in AIDS conditions. In co-infected patients, the reactivation of Chagas disease is related to their high parasite load, high HIV viral load, and CD4 T-cell counting less than 200/mm<sup>3</sup>, which may evolve to meningoencephalitis and myocarditis. Tests for Chagas disease were performed, such as qPCR and *T. cruzi* blood culture. The patient's medical records were analyzed to verify clinical and epidemiological data, viral load, and CD4 T-cell counting since the outset of ART. We suggest that the parasite load be monitored through qPCR in *T. cruzi*/HIV co-infected patients. We conclude that ART in people living with HIV improves infection and immunosuppression control, enabling the natural evolution of the American trypanosomiasis.




[Clique aqui para solicitar esse artigo na íntegra](#)

**Reference:** MARCON, G. E. B. *et al.* Parasite load evaluation by qPCR and blood culture in Chagas disease and HIV co-infected patients under antiretroviral therapy. *PLoS Neglected Tropical Diseases*, [s. l.], v. 16, n. 3, e0010317, 2022.

#### 6. Malaria therapeutics: are we close enough? (Terapêutica da malária: estamos perto o suficiente?)

**Abstract:** Malaria is a vector-borne parasitic disease caused by the apicomplexan protozoan parasite *Plasmodium*. Malaria is a significant health problem and the leading cause of socioeconomic losses in developing countries. WHO approved several antimalarials in the last 2 decades, but the growing resistance against the available drugs has worsened the scenario. Drug resistance and diversity among *Plasmodium* strains hinder the path of eradicating malaria leading to the use of new technologies and strategies to develop effective vaccines and drugs. A timely and accurate diagnosis is crucial for any disease, including malaria. The available diagnostic methods for malaria include microscopy, RDT, PCR, and non-invasive diagnosis. Recently, there have been several developments in detecting malaria, with improvements leading to achieving an accurate, quick, cost-effective, and non-invasive diagnostic tool for malaria. Several vaccine candidates with new methods and antigens are under investigation and moving forward to be considered for clinical trials. This article concisely reviews basic malaria biology, the parasite's life cycle, approved drugs, vaccine candidates, and available diagnostic approaches. It emphasizes new avenues of therapeutics for malaria.



[Clique aqui para solicitar esse artigo na íntegra](#)

**Reference:** TRIPATHI, H. *et al.* Malaria therapeutics: are we close enough? *Parasites & Vectors*, [s. l.], v. 16, n. 1, 2023.





### 7. Etiology of bacterial pneumonias in patients with COVID-19. (Etiologia das pneumonias bacterianas em pacientes com COVID-19).

**Abstract – Background:** Aggregate bacterial pneumonia plays a fundamental role in mortality of patients hospitalized with COVID-19. **Objective:** To estimate the association of aggregated bacterial pneumonia with mortality in patients at Hospital Especialidades “La Raza”. **Material and methods:** Analytical cross-sectional study, 252 COVID-19 patients, chest x-ray and culture of bronchial secretion or expectoration. Data taken from the SIOC electronic file and the IZASALab platform. **Results:** 252 participants, positive culture, 89 patients, 35.3%, isolation of *K. pneumoniae* (22.5%), *A. baumannii* (20.2%), *P. aeruginosa* (13.5%) and *S. aureus* (11.2%), antimicrobial resistance 37.1%. 43.7% died, lung damage greater than 50% RMa 2.25 (95% CI 1.01-5.11)  $p = 0.04$  against minor lung damage; microorganism in culture RMa 9.04 (95% CI 3.06-26.74)  $p = 0.000$ ; antimicrobial resistance RMa 7.57 (95% CI 1.34-42.79)  $p = 0.02$ ; *S. aureus* RMa 1.24 (95% CI 0.36-4.23)  $p = 0.73$ ; *A. baumannii* RMa 3.74 (95% CI 1.41-9.91)  $p = 0.008$ ; *K. pneumoniae* RMa 4.12 (95% CI 1.55-10.97)  $p = 0.005$ ; and *P. aeruginosa* RMa 6.89 (95% CI 1.62-17.61)  $p = 0.01$ . Uncontrolled Diabetes RMa 1.61 (IC95% 1.1-2.9)  $p = 0.018$ . **Conclusions:** The development of added bacterial pneumonia increases the probability of death 2 times more, it amounts to 6 times more if there is antimicrobial resistance, it is observed to a greater extent for *A. baumannii*, *K. pneumoniae* and *P. aeruginosa*.



Clique aqui para solicitar esse artigo na íntegra

**Reference:** ANGELES-GARAY, U. *et al.* Etiology of bacterial pneumonias in patients with COVID-19. *Revista medica del Instituto Mexicano del Seguro Social*, [s. l.], v. 60, n. 6, p. 632–639, 2022.

### 8. Prevalencia de asma en pacientes hospitalizados por neumonía asociada a infección por SARS-CoV-2. (Prevalência de asma em pacientes hospitalizados por pneumonia associada à infecção por SARS-CoV-2).

**Resumen – Antecedentes:** La asociación el asma con la COVID-19 continúa siendo controversial. **Objetivo:** establecer la prevalencia de asma en una muestra de pacientes con neumonía asociada COVID-19; además, describir las características clínicas de los pacientes con asma en comparación con los pacientes sin asma. **Métodos:** Se analizaron los datos clínicos correspondientes a 120 pacientes hospitalizados por neumonía asociada a infección por SARS-CoV-2. Los pacientes con y sin asma fueron comparados en función de la gravedad de la COVID-19. **Resultados:** La prevalencia de asma en los pacientes con neumonía por COVID-19 fue del 3.5% (IC 95%: 1.5% a 9.6%). Al comparar la gravedad de la COVID-19 entre los pacientes con asma con los pacientes sin asma, ésta no difirió en función de los síntomas, la comorbilidad, la duración de los síntomas, la necesidad de ventilación mecánica asistida, los biomarcadores de inflamación y la ocurrencia de muerte. Los pacientes con asma y COVID-19 mostraron un fenotipo T2 alto, con pobre función respiratoria y sin uso de tratamiento regular para el control del asma. **Conclusiones:** No se observaron diferencias significativas en la frecuencia de la ventilación mecánica asistida o de la muerte entre los pacientes hospitalizados por neumonía asociada con COVID-19 con y sin historia de asma.



Clique aqui para solicitar esse artigo na íntegra

**Referencia:** PAZ-VELARDE, B. A. *et al.* Prevalencia de asma en pacientes hospitalizados por neumonía asociada a infección por SARS-CoV-2. *Revista Alergia Mexico*, [s. l.], v. 70, n. 1, p. 1–7, 2023.

### 9. Innovative therapeutic approaches based on nanotechnology for the treatment and management of tuberculosis. (Abordagens terapêuticas inovadoras baseadas em nanotecnologia para o tratamento e manejo da tuberculose).

**Abstract:** Tuberculosis (TB), derived from bacterium named *Mycobacterium tuberculosis*, has become one of the worst infectious and contagious illnesses in the world after HIV/AIDS. Long-term therapy, a high pill burden, lack of compliance, and strict management regimens are disadvantages which resulted in the extensively drug-resistant (XDR) along with multidrug-resistant (MDR) in the treatment of TB. One of the main thrust areas for the current scenario is the development of innovative intervention tools for early diagnosis and therapeutics towards *Mycobacterium tuberculosis* (MTB). This review discusses various nanotherapeutic agents that have been developed for MTB diagnostics, anti-TB drugs and vaccine. Undoubtedly, the concept of employing nanoparticles (NPs) has strong potential in this therapy and offers impressive outcomes to conquer the disease. Nanocarriers with different types were designed for drug delivery applications via various administration methods. Controlling and maintaining the drug release might be an example of the benefits of utilizing a drug-loaded NP in TB therapy over conventional drug therapy. Furthermore, the drug-encapsulated NP is able to lessen dosage regimen and can resolve the problems of insufficient compliance. Over the past decade, NPs were developed in both diagnostic and therapeutic methods, while on the other hand, the therapeutic system has increased. These “theranostic” NPs were designed for nuclear imaging, optical imaging, ultrasound, imaging with magnetic resonance and the computed tomography, which includes both single-photon computed tomography and positron emission tomography. More specifically, the current manuscript focuses on the status of therapeutic and diagnostic approaches in the treatment of TB.



Clique aqui para solicitar esse artigo na íntegra

**Reference:** KIA, P. *et al.* Innovative therapeutic approaches based on nanotechnology for the treatment and management of tuberculosis. *International Journal of Nanomedicine*, [s. l.], v. 18, p. 1159–1191, 2023.





#### 10. Radiological findings based comparison of functional status in patients who have postcovid lung injury or idiopathic pulmonary fibrosis. (Comparação baseada em achados radiológicos do estado funcional em pacientes com lesão pulmonar pós-covid ou fibrose pulmonar idiopática).

**Abstract – Background:** Following COVID-19 infection, some patients acquired lung injury and fibrosis. Idiopathic pulmonary fibrosis is characterized by lung fibrosis. Both post-COVID lung injury and idiopathic pulmonary fibrosis cause loss of respiratory function and involvement of the lung parenchyma. We aimed to compare respiratory related functional characteristics and radiological involvement between post-COVID lung injury and idiopathic pulmonary fibrosis. **Methods:** A single center, cross-sectional study was applied. Patients with post-COVID lung injury and idiopathic pulmonary fibrosis included in the study. All patients underwent the 6-minute walk test, as well as the Borg and MRC scales. Radiological images were evaluated and scored for lung parenchymal involvement. The impact of post-COVID lung injury and idiopathic pulmonary fibrosis on respiratory functions of were compared. The relationship of functional status and radiological involvement, as well as the effect of potential confounding factors were investigated. **Results:** A total of 71 patients were included in the study. Patients with post-COVID lung injury had greater 6-minute walk test distance and duration, as well as higher oxygen saturations. There was no relationship between ground glass opacity and the functional parameters. **Conclusions:** Despite having equal degrees of radiological involvement and dyspnea symptom severity, PCLI patients exhibited higher levels of functional status. This might be due to different pathophysiological mechanisms and radiological involvement patterns of both diseases

**Reference:** KIZILIRMAK, D. *et al.* Radiological findings based comparison of functional status in patients who have post-covid lung injury or idiopathic pulmonary fibrosis. *BMC Pulmonary Medicine*, [s. l.], v. 23, n. 1, 2023.



[Clique aqui para solicitar esse artigo na íntegra](#)


#### 11. Pulmonary rehabilitation and physical interventions. (Reabilitação pulmonar e intervenções físicas).

**Abstract:** Pulmonary rehabilitation has established a status of evidence-based therapy for patients with symptomatic COPD in the stable phase and after acute exacerbations. Rehabilitation should have the possibility of including different disciplines and be offered in several formats and lines of healthcare. This review focusses on the cornerstone intervention, exercise training, and how training interventions can be adapted to the limitations of patients. These adaptations may lead to altered cardiovascular or muscular training effects and/or may improve movement efficiency. Optimising pharmacotherapy (not the focus of this review) and oxygen supplements, whole-body low- and high-intensity training or interval training, and resistance (or neuromuscular electrical stimulation) training are important training modalities for these patients in order to accommodate cardiovascular and ventilatory impairments. Inspiratory muscle training and whole-body vibration may also be worthwhile interventions in selected patients. Patients with stable but symptomatic COPD, those who have suffered exacerbations and patients waiting for or who have received lung volume reduction or lung transplantation are good candidates. The future surely holds promise to further personalise exercise training interventions and to tailor the format of rehabilitation to the individual patient's needs and preferences.

**Reference:** TROOSTERS, T. *et al.* Pulmonary rehabilitation and physical interventions. *European respiratory review: an official journal of the European Respiratory Society*, [s. l.], v. 32, n. 168, 2023.



[Clique aqui para solicitar esse artigo na íntegra](#)







## 12. A preliminary study into internet related addictions among adults with dyslexia. (Um estudo preliminar sobre vícios relacionados à internet entre adultos com dislexia).



[Clique aqui para solicitar esse artigo na íntegra](#)

**Abstract:** In recent decades, studies have investigated associations between learning disorders such as Autism Spectrum Disorder (ASD) and Attention Deficit Hyperactivity Disorder (ADHD), and the various types of internet addictions, ranging from general internet addiction (GIA) to specific internet addictions such as social media addiction (SMA) and internet gaming disorder (IGD). However, to date, no study has investigated such internet addictions among persons with dyslexia. The present study aimed to investigate whether differences exist between adults with dyslexia and controls in terms of GIA, SMA and IGD. A total of 141 adults with dyslexia and 150 controls (all UK based) were recruited. Controlling for age, gender, marital status, employment, and income levels, it was found that adults with dyslexia had higher levels of GIA and IGD compared to controls. However, these participants did not show any significant difference in terms of SMA. The results indicate that internet addictions may have a larger ambit for learning disorders beyond just ASD and ADHD and could be a hidden problem for these individuals.

**Reference:** KUMAR, S.; JACKSON, S.; PETRONZI, D. A preliminary study into internet related addictions among adults with dyslexia. *PloS One*, [s. l.], v. 18, n. 2, e0280555, 2023.

## 13. Understanding mental health in developmental dyslexia: a scoping review. (Compreendendo a saúde mental na dislexia do desenvolvimento: uma revisão de escopo).

**Abstract:** Children with dyslexia are at elevated risk of internalising and externalising mental health concerns. Our aim was to scope the extent and nature of the literature investigating factors which may influence this association. We systematically searched the peer-reviewed and grey literature with no restrictions on the date. We included both qualitative and quantitative studies. Inclusion criteria included: a focus on childhood ( $\leq 18$  years) reading/learning difficulties; internalising and/or externalising symptoms; and a potentially modifiable third factor (e.g., self-esteem). Ninetyeight studies met the inclusion criteria. We organised the studies according to individual, family, and community-level third factors. Whilst a range of third factors were identified, relatively few researchers tested associations between the third factor and mental health in the context of dyslexia. Furthermore, there was a focus on primary rather than secondary school experience and a reliance, in many cases, on teacher/parent perspectives on children's mental health. Future researchers are encouraged to explore links between socio-emotional skills, coping strategies, school connectedness, and mental health in the context of dyslexia. Research of this nature is important to assist with the identification of children who are more (or less) at risk of mental health concerns and to inform tailored mental health programs for children with dyslexia.



[Clique aqui para solicitar esse artigo na íntegra](#)

**Reference:** WILMOT, A. et al. Understanding mental health in developmental dyslexia: a scoping review. *International Journal of Environmental Research and Public Health*, [s. l.], v. 20, n. 2, 2023.

## 14. Growing up with dyslexia: child and parent perspectives on school struggles, self-esteem, and mental health. (Crescendo com dislexia: perspectivas da criança e dos pais sobre dificuldades escolares, autoestima e saúde mental).


Children with dyslexia, compared with typically reading peers, are at increased risk of internalising (e.g., anxiety) and externalising (e.g., aggression) mental health concerns; why this is the case is largely unknown. Our aim was to explore the socio-emotional experience of growing up with dyslexia from both child and parent perspectives. In so doing, we aimed to gain a better understanding of self-esteem and mental health in the context of dyslexia. One-to-one semistructured interviews with 17 children with reading difficulties (aged 9–14 years; 16 with a diagnosis of dyslexia) and their mothers (interviewed separately) were analysed using Braun and Clarke's reflexive thematic analysis approach with a neurodiversity lens. We developed three themes to address the research aim: (1) Different in a good/bad way; (2) Exhausted and overwhelmed; and (3) It takes a community: Family school connections. Children discussed having “worries” and experiencing school-related stress and embarrassment. Mothers perceived children's internalising and externalising behaviour (meltdowns), school refusal, and homework resistance as emotional responses to children's school struggles due to poor “person-environment fit.” Our analysis highlights the particular importance of parent support, friendship, and school-connectedness for the wellbeing of children with dyslexia.



[Clique aqui para solicitar esse artigo na íntegra](#)



**Reference:** WILMOT, A. et al. Growing up with dyslexia: child and parent perspectives on school struggles, self-esteem, and mental health. *Dyslexia, Chichester: England*, v. 29, n. 1, p. 40–54, 2023.





## 15. Six major steps to make investigations of suicide valuable for learning and prevention. (Seis passos principais para tornar as investigações sobre suicídio valiosas para o aprendizado e a prevenção).

**Abstract – Objective:** The decline in suicide rates has leveled off in many countries during the last decade, suggesting that new interventions are needed in the work with suicide prevention. Learnings from investigations of suicide should contribute to the development of these new interventions. However, reviews of investigations have indicated that few new lessons have been learned. To be an effective tool, revisions of the current investigation methods are required. This review aimed to describe the problems with the current approaches to investigations of suicide as patient harm and to propose ways to move forward. **Methods:** Narrative literature review. **Results:** Several weaknesses in the current approaches to investigations were identified. These include failures in embracing patient and system perspectives, not addressing relevant factors, and insufficient competence of the investigation teams. Investigation methods need to encompass the progress of knowledge about suicidal behavior, suicide prevention, and patient safety. **Conclusions:** There is a need for a paradigm shift in the approaches to investigations of suicide as potential patient harm to enable learning and insights valuable for healthcare improvement. Actions to support this paradigm shift include involvement of patients and families, education for investigators, multidisciplinary analysis teams with competence in and access to relevant parts across organizations, and triage of cases for extensive analyses. A new model for the investigation of suicide that support these actions should facilitate this paradigm shift.




[Clique aqui para solicitar esse artigo na íntegra](#)

**Reference:** FRÖDING, E. *et al.* Six major steps to make investigations of suicide valuable for learning and prevention. **Archives of Suicide Research**, [s. l.], p. 1–19, 2022.

## 16. Association of 5 $\alpha$ -reductase inhibitors with dementia, depression, and suicide. (Associação de inibidores da 5 $\alpha$ -redutase com demência, depressão e suicídio).

**Abstract – Importance:** In recent decades, there has been increased interest in the possible adverse neurological effects of 5 $\alpha$ -reductase inhibitors (5-ARIs), which have been used mainly for benign prostatic hyperplasia and androgenic alopecia. Numerous studies and reports have indicated associations of 5-ARIs with depression and suicide. However, most of these studies had methodological shortcomings, and very little is known about the potential association of 5-ARIs with dementia. **Objective:** To investigate the association of 5-ARI use with all-cause dementia, Alzheimer disease, vascular dementia, depression, and suicide. **Main Outcomes and Measures:** A diagnosis of all-cause dementia, Alzheimer disease, vascular dementia, depression, or completed suicide. **Conclusions and Relevance:** This cohort study found that, while men receiving 5-ARI treatment showed a higher risk for dementia in the initial periods after starting treatment, the decreasing magnitude of the association over time suggested that the risk may be, entirely or in part, due to increased dementia detection among patients with benign prostate enlargement. Both finasteride and dutasteride were similarly associated with depression with a constant risk over time, while neither drug was associated with suicide. Prescribing clinicians and potential users should be aware of the possible risks for depression associated with 5-ARI use.



[Clique aqui para solicitar esse artigo na íntegra](#)

**Reference:** GARCIA-ARGIBAY, M. *et al.* Association of 5 $\alpha$ -reductase inhibitors with dementia, depression, and suicide. **JAMA Network Open**, [s. l.], v. 5, n. 12, e2248135, 2022.



Conheça o Apoio Psicológico e Psicopedagógico Universitário, que é um espaço de acolhimento para todos os alunos do Centro universitário São Camilo.

@apoiopsi\_saocamilo

Alguns institutos disponibilizam material de qualidade e fazem indicação de serviços de saúde mental:

- Instituto Ame Sua Mente
- Instituto Vita Alere de Prevenção e Posvenção do Suicídio
- Centro de Valorização da Vida (24h/dia) tel. 188



### 17. Breast cancer management in the era of Covid-19; key issues, contemporary strategies, and future implications. (Manejo do câncer de mama na era da Covid-19; questões-chave, estratégias contemporâneas e implicações futuras).

**Abstract:** During the COVID-19 pandemic, several priority diseases were not getting sufficient attention. Whilst breast cancer is a fatal disease affecting millions worldwide, identification and management of these patients did not initially attract critical attention to minimize the impact of lockdown, post-lockdown, and other measures. Breast cancer patients' conditions may not remain stable without proper care, worsening their prognosis. Proper care includes the timely instigation of surgery, systemic therapy, and psychological support. This includes low-and middle-income countries where there are already concerns with available personnel and medicines to adequately identify and treat these patients. Consequently, there was a need to summarize the current scenario regarding managing breast cancer care during COVID-19 across all countries, including any guidelines developed. We systematically searched three scientific databases and found 76 eligible articles covering the medical strategies of high-income countries versus LMICs. Typically, diagnostic facilities in hospitals were affected at the beginning of the pandemic following the lockdown and other measures. This resulted in more advanced-stage cancers being detected at initial presentation across countries, negatively impacting patient outcomes. Other than increased telemedicine, instigating neo-adjuvant endocrine therapy more often, reducing non-essential visits, and increasing the application of neo-adjuvant chemotherapy to meet the challenges, encouragingly, there was no other significant difference among patients in high-income versus LMICs. Numerous guidelines regarding patient management evolved during the pandemic to address the challenges posed by lockdowns and other measures, which were subsequently adopted by various high-income countries and LMICs to improve patient care. The psychological impact of COVID-19 and associated lockdown measures, especially during the peak of COVID-19 waves, and the subsequent effect on the patient's mental health must also be considered in this high-priority group. We will continue to monitor the situation to provide direction in future pandemics.



[Clique aqui para solicitar esse artigo na íntegra](#)

**Reference:** PRODHAN, A. H. M. S. U. *et al.* Breast cancer management in the era of Covid-19; key issues, contemporary strategies, and future implications. *Breast Cancer (Dove Medical Press)*, [s. l.], v. 15, p. 51–89, 2023.

### 18. Digital solution in the follow-up of early breast cancer a randomized study. (Solução digital no acompanhamento do câncer de mama inicial um estudo randomizado).

**Abstract – Background:** After primary treatment, patients with early breast cancer (EBC) are followed-up for at least 5 years. At the Helsinki University Hospital (HUS) surveillance includes appointments at 1, 3 and 5 years, and between pre-planned visits a phone call service operated by a nurse practitioner for counseling about symptoms related to side-effects or potential recurrence. In 2015 HUS launched a digital solution for cancer patients. This study was designed to find out patient preference, Health related (HR) quality of life (QoL) and satisfaction with a digital solution compared to a phone call service during the first year of follow-up. **Material and methods:** Patients with EBC were randomized at the final visit of radiotherapy to surveillance by phone calls or by the digital Noona solution during the first year outside pre-planned visits. After six months the groups were crossed over to the other arm. Primary endpoint was patient preference for either follow-up method among those who had contacted the study nurse at least once by both phone service and digital solution. **Results:** Out of the 765 patients randomized, 142 had contacted the hospital with both methods and were eligible for inclusion in the analyses of the present study. Out of the 142 patients, 56 preferred phone calls, 43 the digital solution while 43 considered both modalities equal. Preference for the digital solution was higher among patients aged 65 or less. There were no differences in HR QoL or overall satisfaction between the modalities. However, the patients rated the timeliness of response better while using the digital solution. **Conclusion:** Of the patients 30% preferred the digital solution, 40% phone calls while 30% found them equal as the primary follow-up method for EBC during the first year outside pre-planned visits. There is a need to include also digital solutions in surveillance of EBC.



[Clique aqui para solicitar esse artigo na íntegra](#)

**Reference:** MATTSON, J. *et al.* Digital solution in the follow-up of early breast cancer a randomized study. *Acta Oncologica, Stockholm: Sweden*, v. 62, n. 5, p. 513–521, 2023.

### 19. Tumour budding is a novel marker in breast cancer: the clinical application and future prospects. (O brotamento tumoral é um novo marcador no câncer de mama: a aplicação clínica e as perspectivas futuras).

**Abstract:** Breast cancer (BC) is a group of markedly heterogeneous tumours. There are many subtypes with different biological behaviours and clinicopathological characteristics, leading to significantly different prognosis. Despite significant advances in the treatment of BC, early metastatic is a critical factor for poor prognosis in BC patients. Tumour budding (TB) is considered as the first step process of tumour metastasis and is related to the epithelial–mesenchymal transition (EMT). TB has been observed in a variety of cancers, such as colorectal and gastric cancer, and had been considered as a distinct clinicopathological characteristics for early metastasis. However, TB evaluation standards and clinical application are not uniform in BC, as well as its molecular mechanism is not fully understood. Here, we reviewed the interpretation criteria, mechanism, clinicopathological characteristics and clinical application prospects of TB in BC.



[Clique aqui para solicitar esse artigo na íntegra](#)

**Reference:** HUANG, T. *et al.* Tumour budding is a novel marker in breast cancer: the clinical application and future prospects. *Annals of Medicine*, [s. l.], v. 54, n. 1, p. 1303–1312, 2022.




## I. PANORAMA MULHERES 2023: o avanço delas na liderança é silencioso, mas contínuo.

O estudo Panorama Mulheres 2023, realizado pelo Talenses Group em conjunto com o Insper e divulgado em primeira-mão por HSM Management, ajuda a enxergar abaixo da superfície e responde a perguntas essenciais sobre a liderança feminina. (Revista HSM Management, 2023)



Clique aqui para solicitar o artigo



## III. CÂNCER E GRAVIDEZ: uma relação complexa, mas possível.


A doença tem acometido pessoas mais jovens, incluindo mulheres em idade fértil. O câncer ainda mata muito mundo afora, cerca de 10 milhões de pessoas por ano. Mas também é verdade que ele mata cada vez menos. As pessoas passam pelo câncer, ressignificam suas vidas e continuam a trabalhar, estudar, sonhar... E engravidar, por que não? (Revista Veja Saúde, 2023)



Clique aqui para solicitar o artigo

## V. EMPATIA ARTIFICIAL: a próxima fase da IA.

Inovações recentes acendem alertas sobre possibilidades e desafios na aliança de novas tecnologias com o processo de ensino-aprendizagem formal. O futuro chegou em meio à fascinação e receio do desconhecido, uma Inteligência Artificial ainda mais criativa, ousada – e, aparentemente, ilimitada – tem sido tema de estudos, discussões e embates. (Revista Poli, 2023)



Clique aqui para solicitar o artigo

## II. O QUE SÃO MIOMAS UTERINOS? Conheça os sintomas, causas e tratamentos.

Tumores benignos formados no útero tendem a ser assintomáticos, mas devem ser monitorados e, se necessário, retirados cirurgicamente para preservar o órgão. (Revista Veja Saúde, 2023)



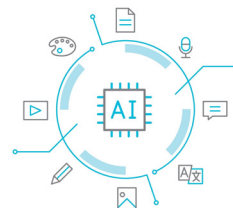
Clique aqui para solicitar o artigo

## IV. INTELIGÊNCIA ARTIFICIAL NA EDUCAÇÃO.

Análise de mais de 30 mil artigos sobre mulheres e gênero publicados ao longo de seis décadas evidencia a evolução desse campo do conhecimento no Brasil. Um artigo publicado em novembro na revista científica Scientometrics trouxe dados inéditos sobre a evolução de um campo de pesquisa interdisciplinar que tem produção crescente no Brasil: os estudos sobre a condição feminina e as desigualdades de gênero. (Revista Scientometrics, 2023)



Clique aqui para solicitar o artigo



## VI. NOVOS TEMPOS: CANNABIS MEDICINAL GANHA ESPAÇO NO SUS.

*Cannabis sativa L.*, popularmente conhecida no Brasil como planta da maconha, tem se mostrado uma excelente opção no tratamento de diversas condições de saúde. Apesar do acesso restrito devido ao alto preço dos medicamentos, recentes legislações pretendem promover seu fornecimento pelo Sistema Único de Saúde. (Revista Poli, 2023)



Clique aqui para solicitar o artigo





31 de agosto  
Dia do Nutricionista

## COORDENADORA DE NUTRIÇÃO FALA SOBRE LANCHEIRAS SAUDÁVEIS PARA A TV GLOBO



Nossa coordenadora do curso de Nutrição, Profa. Sandra Chemin, brilhou na tela da TV Globo, participando de uma matéria incrível sobre lancheiras saudáveis para os pequenos. 📺🍎

Durante a entrevista, ela compartilhou dicas valiosas para tornar esse momento mais nutritivo e divertido, garantindo que os pequenos cresçam com uma alimentação equilibrada desde cedo.

Não deixe de conferir a matéria completa no [Blog São Camilo!](#) 😊

#lancheirassaudaveis #nutricaoinfantil #nutricao #saocamilo

27 de agosto  
Dia do Psicólogo



## ORIENTAÇÃO PROFISSIONAL DA SÃO CAMILO PARA A COMUNIDADE

Dúvidas sobre a escolha da carreira profissional? 🤔🧐?

Na Orientação Profissional da São Camilo você terá a oportunidade de refletir sobre seus interesses e habilidades, sobre as diferentes carreiras universitárias, pesquisar sobre o mercado de trabalho e construir seu projeto de vida. A orientação ocorrerá na Clínica de Psicologia Nise da Silveira do Centro Universitário São Camilo.

A inscrição poderá ser realizada pelo e-mail: [agendamento.psicologia@saocamilo-sp.br](mailto:agendamento.psicologia@saocamilo-sp.br) ou pelo telefone: (11) 3355-3929.

Inscreva-se já e não perca essa oportunidade!

#orientaçãovocacional #carreiraprofissional #teste vocacional #clinicadepsicologia




## ATENDIMENTO PSICOLÓGICO



Você sabia? A **Clínica Dra. Nise da Silveira** do Centro Universitário São Camilo, localizada na região da Pompeia, oferece atendimento psicológico presencial para a comunidade.

Bloco C • Campus Pompeia • **Clínica Dra. Nise da Silveira** | (11) 3355-3929  
E-mail para inscrição em lista de espera [agendamento.psicologia@saocamilo-sp.br](mailto:agendamento.psicologia@saocamilo-sp.br)




# Biblioteca em números (2º TRIMESTRE DE 2023)

## SERVIÇOS PRESTADOS



**4.321**  
Empréstimos



**79.263**  
Acervo de Livros

**BIBLIO  
CONNECT**

**23**

Solicitações de artigos  
Biblio Connect



**13**

Usuários capacitados  
para pesquisa em  
bases de dados



**59**

Visualizações do  
Podcast do Biblio  
Connect

**32.036**  
Acessos



**MEDLINE<sup>®</sup> Complete**  
EBSCO Health **2.171**  
Acessos




**17.339**  
Acessos

**150.199**  
Acessos aos e-books

**Minha  
Biblioteca**  
.com.br



## PERIÓDICOS CIENTÍFICOS ASSINADOS



Medicina



Nutrição




Medicina



Pedagogia

## PERIÓDICOS DIGITAIS

**Confira Biblioteca em Números  
na íntegra AQUI**






Iniciamos mais um semestre letivo e, para auxiliar nossos alunos em sua vida acadêmica, queremos apresentar o:

## **GUIA DO INGRESSANTE** **Uma visita à Biblioteca**

Ele foi criado para você conhecer todos os serviços e recursos disponíveis na biblioteca.

Acesse o Guia completo [AQUI](#)

As Bibliotecas estão à disposição para ajudá-los durante toda a sua jornada de aprendizado e conhecimento!!!





## #BASE DE DADOS



PEDro, é um banco de dados gratuito com mais de 59.000 ensaios, revisões e diretrizes que avaliam intervenções de Fisioterapia. O PEDro foi projetado para apoiar a prática da fisioterapia baseada em evidências. Dá acesso rápido às melhores pesquisas que avaliam os efeitos das intervenções de fisioterapia. Somente os estudos que usam os métodos de pesquisa mais rigorosos são indexados: ensaios clínicos randomizados, revisões sistemáticas e diretrizes de prática clínica baseadas em evidências.

Possui três páginas de busca (Avançada, Simples e Consumidor). Incentivamos fortemente os profissionais de saúde a utilizarem a Busca Avançada, que contém 13 campos para definir os termos de busca com precisão.

Acesse agora a base de dados **PEDro**, e comece sua pesquisa!!!


TUTORIAL  
DE ACESSO



Saiba  
mais

Clique aqui e confira as demais edições.

O que você achou deste Boletim?  
Sua **opinião** é muito importante para nós!





# BIBLIO CONNECT

ANO 03, N. 14 - NOVEMBRO 2023



## EXPEDIENTE

Prof. Me. João Batista Gomes de Lima  
**Reitor**

Prof. Francisco de Lélis Maciel  
**Vice-Reitor e Pró-Reitor Administrativo**

Prof. Dr. Carlos Ferrara Junior  
**Pró-Reitor Acadêmico**

### Comissão do Boletim Informativo das Bibliotecas São Camilo - SP

Luciana Vitalino de Oliveira Camelo  
**Coordenadora de Biblioteca**

Renata Duarte Lemos Costa  
**Supervisora de Biblioteca**

Ana Lúcia Pitta  
**Bibliotecária**

Adriana Lima da Costa  
**Assistente de Biblioteca**

Lídia Cristiane de Oliveira (Editoração)  
**Assistente de Biblioteca**

**Edição e Revisão**  
Setor de Publicações

## EDITORIAL

Prezado leitor, é com muito orgulho que apresentamos a 14ª edição do Boletim Informativo de Periódicos Científicos das Bibliotecas do Centro Universitário São Camilo - SP, cujo objetivo é divulgar artigos científicos dos periódicos assinados pela Instituição.

Nessa edição, selecionamos artigos de acordo com as datas de conscientização pela saúde, Novembro Azul e Dezembro Vermelho, e artigos sobre patologias inflamatórias do sistema respiratório, auditivo e oculares, todos artigos com questões relacionadas às áreas temáticas dos cursos ofertados. Aqui você também encontra publicações de docentes da Instituição e temas da atualidade.

Na coluna "Orgulho de ser Camiliano", convidamos a professora Luciana Rodrigues para falar sobre a saúde dos olhos e fazemos indicações dos materiais acessíveis e disponíveis no acervo da biblioteca.

No Podcast, convidamos o colaborador camiliano Rodrigo para um bate-papo sobre a Pastoral Universitária.

Se você se interessar por algum artigo, clique no link disponível e será direcionado à página da Biblioteca, em que preencherá o formulário de solicitação e o arquivo será enviado por e-mail em até 48 horas. Lembrando que o acesso aos artigos é destinado a toda comunidade acadêmica: docentes, discentes e colaboradores.


Apresentamos nesta edição a biblioteca virtual "Minha Biblioteca", que é uma plataforma digital de livros que dispõe de mais de 12 mil títulos técnicos e científicos das áreas de Medicina, Saúde, Exatas, Jurídica, Sociais Aplicadas, Pedagógica e Artes & Letras. Os livros podem ser acessados de qualquer dispositivo conectado à internet, de forma prática, intuitiva e com diversas ferramentas inclusas.

Siga a Biblioteca nas redes sociais e fique por dentro de todas as atividades que realizamos: cursos, dicas, divulgações dos artigos científicos atuais e muito mais.

Esperamos que essa publicação contribua para a análise e o conhecimento sobre os temas apresentados.

A todos, uma ótima leitura!

Comissão do Boletim Informativo das Bibliotecas São Camilo - SP



ON AIR

Você sabe o que é a Pastoral Universitária?

Por ser uma instituição católica, é obrigatório ter uma Pastoral?

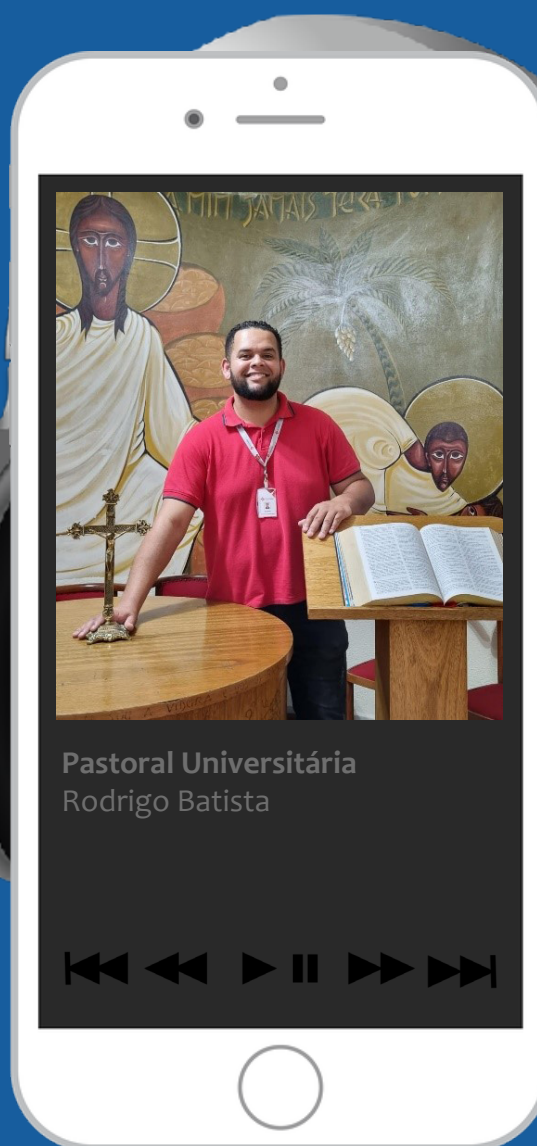


Confira essas e outras perguntas no nosso podcast #4 😊

## POD CAST #4 DO BIBLIO CONNECT



É só dar o play e conferir a edição completa!



Para responder todas as nossas dúvidas, convidamos o assistente da pastoral do Centro Universitário São Camilo, Rodrigo Batista.





## 1. Prognostic impact of nutritional status on overall survival and health-related quality of life in men with advanced prostate cancer. (Impacto prognóstico do estado nutricional na sobrevida global e na qualidade de vida relacionada à saúde em homens com câncer de próstata avançado).



[Clique aqui para solicitar esse artigo na íntegra](#)

**Abstract - Purpose:** Prognostic role of nutritional status (NS) in patients with metastatic castration-resistant prostate cancer (mCRPC) is unknown. We hypothesized that patients' NS at the presentation of mCRPC is prognostic for health-related quality of life (HRQoL) and overall survival (OS). **Methods:** We conducted a prospective observational study in mCRPC patients. At enrollment, we allocated each patient into one of four NS categories: (i) well-nourished (WN), (ii) nutritional risk without sarcopenia/cachexia (NR), (iii) sarcopenia, or (iv) cachexia. We sought the prognostic role of the NS for OS and HRQoL by regression models. **Results:** 141 patients were included into our study. When compared to WN patients, those with NR and cachexia had a higher chance of worse HRQoL (OR 3.45; 95% CI [1.28 to 9.09], and OR 4.17; 95% CI [1.28 to 12.5], respectively), as well as shorter OS (HR 2.04; 95% CI [1.19 to 3.39] and HR 2.9; 95% CI [1.56 to 5.41], respectively). However, when accounting for possible confounding factors, we could not prove the significant importance of NS for chosen outcomes. **Conclusions:** Suboptimal NS might be an unfavorable prognostic factor for HRQoL and OS. Further interventional studies focusing on therapy or prevention are warranted.

**Reference:** CAVKA, L. *et al.* Prognostic impact of nutritional status on overall survival and health-related quality of life in men with advanced prostate cancer. *Nutrients*, [s. l.], v. 15, n. 4, p. 1044, 2023.

## 2. Erectile dysfunction after COVID-19 recovery: a follow-up study. (Disfunção erétil após recuperação de COVID-19: um estudo de acompanhamento).

**Abstract – Objectives:** Several studies confirm multiple complications after COVID-19 infection, including men's sexual health, which is caused by both physical and psychological factors. However, studies focusing on long-term effects among recovered patients are still lacking. Therefore, we aimed to investigate the erectile function at three months after COVID-19 recovery along with its predicting factors. **Results:** One hundred fifty-three men with COVID-19 participated. Using GLMM, ED prevalence at three months after recovery was 50.3%, which was significantly lower compared with ED prevalence at baseline (64.7%,  $P = 0.002$ ). Declination of prevalence of major depression and anxiety disorder was found, but only major depression reached statistical significance (major depression 13.7% vs. 1.4%,  $P < 0.001$ , anxiety disorder 5.2% vs. 2.8%  $P = 0.22$ ). Logistic regression, adjusted for BMI, medical comorbidities, and self-reported normal morning erection, showed a significant association between ED at three months and age above 40 years and diagnosis of major depression with adjusted OR of 2.65, 95% CI 1.17–6.01,  $P = 0.02$  and 8.93, 95% CI 2.28–34.9,  $P = 0.002$ , respectively. **Conclusion:** Our study showed a high ED prevalence during the third month of recovery from COVID-19. The predicting factors of persistent ED were age over 40 years and diagnosis of major depression during acute infection.

**Reference:** HARIRUGSAKUL, K. *et al.* Erectile dysfunction after COVID-19 recovery: a follow-up study. *PLoS ONE*, [s. l.], v. 17, n. 10, p. 1–12, 2022.



[Clique aqui para solicitar esse artigo na íntegra](#)


## 3. Ferramenta de apoio à decisão sobre o rastreamento do câncer de próstata no Brasil.

**Objetivo:** Apresentar o processo de desenvolvimento e validação de uma ferramenta de apoio à decisão para o rastreamento do câncer de próstata no Brasil. **Métodos:** Estudo com desenho qualitativo-participativo para elaboração de uma ferramenta de apoio à decisão para o rastreamento do câncer de próstata, com a participação de um grupo de homens e médicos inseridos na atenção primária à saúde de 11 estados brasileiros. Realizou-se síntese de evidências, teste de campo e utilização nos cenários clínicos, de modo a adaptar o conteúdo, formato, linguagem e a aplicabilidade às necessidades do público-alvo nos anos de 2018 e 2019. As versões foram avaliadas de forma subsequente pelos participantes, sendo modificada a partir dos dados obtidos. **Resultados:** Foi elaborada uma ferramenta inédita no Brasil, com informações sobre os exames utilizados no rastreamento, comparação dos seus possíveis benefícios e malefícios e um infográfico numérico com as consequências dessa prática. Verificou-se utilidade da ferramenta para auxiliar na comunicação entre o médico e o homem no contexto da atenção primária à saúde, além de identificar a necessidade de maior discussão sobre o compartilhamento das decisões nos cenários clínicos. **Conclusão:** A ferramenta foi avaliada como de fácil utilização, objetiva e com pouca interferência no tempo de consulta. É um material técnico-científico, produzido por meio de pesquisa, com a participação do seu principal público-alvo e que se encontra disponível gratuitamente para utilização nos cenários clínicos do Brasil.



[Clique aqui para solicitar esse artigo na íntegra](#)

**Referência:** SANTOS, R. O. M. D. *et al.* Ferramenta de apoio à decisão sobre o rastreamento do câncer de próstata no Brasil. *Revista de Saúde Pública*, São Paulo, v. 56, p. 19, 2022.





#### 4. Diagnóstico precoce da infecção por HIV/Aids: análise de conceito.



[Clique aqui para solicitar esse artigo na íntegra](#)

**Objetivos:** analisar o conceito “diagnóstico precoce da infecção por HIV/aids” à luz do modelo de análise conceitual de Walker e Avant. **Métodos:** estudo de análise de conceito baseado no referencial proposto por Walker e Avant, instrumentalizado por uma revisão de escopo realizada em abril de 2022, seguindo as recomendações do Joanna Briggs Institute e checklist Preferred Reporting Items for Systematic reviews and Meta-Analyses extension for Scoping Reviews. A busca foi feita em oito fontes de dados, obtendo-se 16 artigos. **Resultados:** verificou-se como principais atributos do conceito: Relações sexuais homossexuais, Exame precoce, Anticorpos anti-HIV, Contagem de CD4 e Infecção sexualmente transmissível. Como antecedentes: Informação, Comportamento de risco, Relações sexuais desprotegidas, Prevenção e Acesso ao serviço. Como principais consequências: Tratamento antirretroviral, Soroconversão, Transmissão e Consultas. **Considerações Finais:** o estudo aproximou as situações circunstanciais da temática, seus atributos, antecedentes e consequências, qualificando o processo de trabalho fundamentado no conhecimento da prática de enfermagem.

**Referência:** DUARTE, F. H. da S. et al. Diagnóstico precoce da infecção por HIV/Aids: análise de conceito. *Revista Brasileira de Enfermagem*, Brasília, v. 76, n. 3, e20220565, 2023.

#### 5. Alterações imunológicas em crianças portadoras do vírus da imunodeficiência humana.

**Resumo:** Este artigo discorre sobre a temática do vírus da imunodeficiência humana em crianças com menos de 1 ano de vida. O objetivo do trabalho foi identificar as manifestações clínicas que o vírus causa nas mesmas, por meio das manifestações decorrentes da infecção. Para tanto, foram utilizadas fontes bibliográficas pautadas no Ministério da Saúde e artigos, nos idiomas português e inglês, correlacionados ao tema em plataformas médicas e acadêmicas, sendo elas PubMed e Scielo. Esta pesquisa possibilitou concluir que o vírus afeta o sistema imunológico enfraquecendo o organismo de modo a facilitar a entrada de infecções oportunistas que devido à fragilidade do organismo podem levar à morte. Sendo assim, o diagnóstico e tratamento adequados por meio das vacinas torna-se fundamental para garantir a qualidade de vida.

**Referência:** LEMOS, A. S. L.; GRANDO, A. C. Alterações imunológicas em crianças portadoras do vírus da imunodeficiência humana. *NewsLab*, São Paulo, v. 30, n. 175, 2023.



[Clique aqui para solicitar esse artigo na íntegra](#)


#### 6. Para além do acesso ao medicamento: papel do SUS e perfil da assistência em HIV no Brasil.

**Resumo - Objetivo:** Estimar a composição público-privada da assistência em HIV no Brasil e o perfil organizacional da extensa rede de serviços públicos. **Métodos:** Foram utilizados dados da Coorte Qualiaids-BR, que reúne dados dos sistemas nacionais de informações clínicas e laboratoriais de pessoas com 15 anos ou mais com primeira dispensação de terapia antirretroviral, entre 2015–2018, e informações dos serviços do SUS de acompanhamento clínico-laboratorial do HIV, produzidas pelo inquérito Qualiaids. O sistema de acompanhamento foi definido pelo número de exames de carga viral solicitados por algum serviço do SUS: acompanhamento no sistema privado – nenhum registro; acompanhamento no SUS – dois ou mais registros; acompanhamento indefinido – um registro. Os serviços do SUS foram caracterizados como ambulatoriais, atenção básica e sistema prisional, segundo autoclassificação dos respondentes ao inquérito Qualiaids (72,9%); para os não respondentes (27,1%) a classificação baseou-se nos termos presentes nos nomes dos serviços. **Resultados:** No período, 238.599 pessoas com 15 anos ou mais iniciaram a terapia antirretroviral no Brasil, das quais, 69% receberam acompanhamento no SUS, 21,7% no sistema privado e 9,3% tiveram o sistema indefinido. Entre os acompanhados no SUS, 93,4% foram atendidos em serviços do tipo ambulatorio, 5% em serviços de atenção básica e 1% no sistema prisional. **Conclusão:** No Brasil o tratamento antirretroviral é fornecido exclusivamente pelo SUS, que também é responsável pelo acompanhamento clínico-laboratorial da terapia da maior parte das pessoas em serviços ambulatoriais. O estudo só foi possível porque o SUS mantém registros e informações públicas acerca do acompanhamento em HIV. Não há nenhum dado disponível para o sistema privado.



[Clique aqui para solicitar esse artigo na íntegra](#)

**Referência:** ALVES, A. M. et al. Para além do acesso ao medicamento: papel do SUS e perfil da assistência em HIV no Brasil. *Revista de Saúde Pública*, São Paulo, v. 57, p. 26, 2023.





## 7. Hospitalizations and severe complications following acute sinusitis in general practice: a registry-based cohort study. (Hospitalizações e complicações graves após sinusite aguda na clínica geral: um estudo de coorte baseado em registro).

**Objectives:** To investigate complication rates of acute sinusitis in general practice, and whether antibiotic prescribing had an impact on complication rate. **Methods:** All adult patients diagnosed with sinusitis in Norwegian general practice between 1 July 2012 and 30 June 2019 were included. GP consultation data from the Norwegian Control and Payment for Health Reimbursements Database were linked with antibiotic prescriptions (Norwegian Prescription Database) and hospital admissions (Norwegian Patient Registry). Main outcomes were sinusitis-related hospitalizations and severe complications within 30 days. Logistic regression was used to estimate associations between antibiotic prescriptions, prespecified risk factors, individual GP prescribing quintile, and outcomes. **Results:** A total of 711 069 episodes of acute sinusitis in 415 781 patients were identified. During the study period, both annual episode rate (from 30.2 to 21.2 per 1000 inhabitants) and antibiotic prescription rate (63.3% to 46.5%;  $P < 0.001$ ) decreased. Yearly hospitalization rate was stable at 10.0 cases per 10 000 sinusitis episodes and the corresponding rate of severe complications was 3.2, with no yearly change ( $P = 0.765$ ). Antibiotic prescribing was associated with increased risk of hospitalization [adjusted OR 1.8 (95% CI 1.5–2.1)] but not with severe complications. Individual GP prescribing quintile was not associated with any of the outcomes, whereas risk factors such as previous drug abuse, or head injury, skull surgery or malformations, and being immunocompromised were significantly associated with increased risk of both outcomes. **Conclusions:** Severe complications of acute sinusitis were rare and no protective effect of high prescribing practice among GPs was found. Recommendations to further reduce antibiotic prescribing are generally encouraged, except for high-risk groups.



[Clique aqui para solicitar esse artigo na íntegra](#)

**Reference:** SKOW, M. *et al.* Hospitalizations and severe complications following acute sinusitis in general practice: a registry-based cohort study. *The Journal of Antimicrobial Chemotherapy*, [s. l.], v. 78, n. 9, p. 2217–2227, 2023.

## 8. Surgical management of chronic rhinosinusitis with nasal polyps under local anaesthesia: indications and results. (Tratamento cirúrgico da rinosinusite crônica com pólipos nasais sob anestesia local: indicações e resultados).

**Objective:** Our objective was to specify the indications and duration of effectiveness of Awake Patient Polyp Surgery (APPS) in Chronic Rhinosinusitis with Nasal Polyps (CRSwNP). Secondary objectives were to evaluate complications and Patient-Reported Experience (PREMs) and Outcome Measures (PROMs). **Methods:** We collected information regarding sex, age, comorbidities and treatments. Duration of effectiveness was the duration of non-recurrence defined by the time between APPS and a new treatment. Nasal Polyp Score (NPS) and Visual Analogic Scales (VAS, from 0/10 to 10/10) for nasal obstruction and olfactory disorders were assessed preoperatively and one month after surgery. PREMs were evaluated using a new tool: the APPS score. **Result:** Seventy-five patients were enrolled (SR = 3.1, mean age =  $60.9 \pm 12.3$  years). 60% of patients had a previous history of sinus surgery, 90% had stage 4 NPS and more than 60% had overuse of systemic corticosteroids. Mean time of non-recurrence was  $31.3 \pm 2.3$  months. We found a significant improvement (all  $p < 0.001$ ) for NPS ( $3.8 \pm 0.4$  vs  $1.5 \pm 0.6$ ), VAS obstruction ( $9.5 \pm 1.6$  vs  $0.9 \pm 1.7$ ) and VAS olfactory disorders ( $4.9 \pm 0.2$  vs  $3.8 \pm 1.7$ ). Mean APPS score was  $46.3 \pm 5.5/50$ . **Conclusions:** APPS is a safe and efficient procedure in the management of CRSwNP.




[Clique aqui para solicitar esse artigo na íntegra](#)

**Reference:** MIMARI, C. *et al.* Surgical management of chronic rhinosinusitis with nasal polyps under local anaesthesia: indications and results. *Acta otorhinolaryngologica Italica*, [s. l.], v. 43, n. 1, p. 42–48, 2023.

## 9. Chronic rhinitis and stress: the possible culprits of midfacial segment pain. (Rinite crônica e estresse: os possíveis culpados da dor no segmento médio-facial).

**Abstract - Background:** Bilateral symmetrical pain in the midfacial region without evidence of sinonasal disease is termed midfacial segment pain (MSP), about which little is known. The present study explored the prevalence of facial pain and the risk factors for MSP. **Methods:** We analysed cross-sectional data from the Korea National Health and Nutrition Examination Survey (KNHANES). Those who reported facial pain or pressure lasting at least three months with no evidence of a sinonasal disease on nasal endoscopy were considered to have MSP. The participants were categorised according to the presence of facial pain and chronic rhinosinusitis. Basic demographic data and medical conditions, including hypertension, diabetes mellitus, and dyslipidemia, were compared between subject groups. We also evaluated psychological stress, depressive episodes, and suicidal thoughts, as well as physiologically diagnosed nasal diseases, including chronic rhinitis and symptomatic nasal septal deviation. Univariate and multivariate logistic regression analyses were performed to determine risk factors for MSP. **Results:** Of 31,999 participants, the prevalence of facial pain was 0.59%. A total of 58 (0.18%) respondents had MSP, of whom 40 (73.5%) were female. On univariate analysis, female sex, chronic rhinitis, and psychological stress were more prevalent in the subjects with MSP than the control subjects. However, in the multivariate analysis, only chronic rhinitis and psychological stress remained significant, while the female sex exhibited only marginal significance. **Conclusion:** Chronic rhinitis and psychological stress may be significant risk factors for MSP.



[Clique aqui para solicitar esse artigo na íntegra](#)

**Reference:** JOO, Y.-H. *et al.* Chronic rhinitis and stress: the possible culprits of midfacial segment pain. *Rhinology*, [s. l.], v. 61, n. 3, p. 214–220, 2023.





## 10. Allergic Rhinitis: Rapid Evidence Review. (Rinite alérgica: revisão rápida de evidências).

**Abstract:** Allergic rhinitis, the fifth most common chronic disease in the United States, is an immunoglobulin E-mediated process. A family history of allergic rhinitis, asthma, or atopic dermatitis increases a patient's risk of being diagnosed with allergic rhinitis. People in the United States are commonly sensitized to grass, dust mites, and ragweed allergens. Dust mite-proof mattress covers do not prevent allergic rhinitis in children two years and younger. Diagnosis is clinical and based on history, physical examination, and at least one symptom of nasal congestion, runny or itchy nose, or sneezing. History should include whether the symptoms are seasonal or perennial, symptom triggers, and severity. Common examination findings are clear rhinorrhea, pale nasal mucosa, swollen nasal turbinates, watery eye discharge, conjunctival swelling, and allergic shiners (i.e., dark circles under the eyes). Serum or skin testing for specific allergens should be performed when there is inadequate response to empiric treatment, if diagnosis is uncertain, or to guide initiation or titration of therapy. Intranasal corticosteroids are first-line treatment for allergic rhinitis. Second-line therapies include antihistamines and leukotriene receptor antagonists and neither shows superiority. If allergy testing is performed, trigger-directed immunotherapy can be effectively delivered subcutaneously or sublingually. High-efficiency particulate air (HEPA) filters are not effective at decreasing allergy symptoms. Approximately 1 in 10 patients with allergic rhinitis will develop asthma.

**Reference:** WEAVER-AGOSTONI, J.; KOSAK, Z.; BARTLETT, S. Allergic Rhinitis: rapid evidence review. *American Family Physician*, [s. l.], v. 107, n. 5, p. 466–473, 2023.



[Clique aqui para solicitar esse artigo na íntegra](#)

## 11. Antibiotic use in acute upper respiratory tract infections. (Rinite alérgica: revisão rápida de evidências).

**Abstract:** Upper respiratory tract infections are responsible for millions of physician visits in the United States annually. Although viruses cause most acute upper respiratory tract infections, studies show that many infections are unnecessarily treated with antibiotics. Because inappropriate antibiotic use results in adverse events, contributes to antibiotic resistance, and adds unnecessary costs, family physicians must take an evidence-based, judicious approach to the use of antibiotics in patients with upper respiratory tract infections. Antibiotics should not be used for the common cold, influenza, COVID-19, or laryngitis. Evidence supports antibiotic use in most cases of acute otitis media, group A betahemolytic streptococcal pharyngitis, and epiglottitis and in a limited percentage of acute rhinosinusitis cases. Several evidence-based strategies have been identified to improve the appropriateness of antibiotic prescribing for acute upper respiratory tract infections.

**Reference:** SUR, D. K. C.; PLESA, M. L. Antibiotic use in acute upper respiratory tract infections. *American Family Physician*, [s. l.], v. 106, n. 6, p. 628–636, 2022.



[Clique aqui para solicitar esse artigo na íntegra](#)


## 12. Association between vitamin D deficiency and recurrent tonsillitis. (Associação entre deficiência de vitamina D e amigdalites recorrentes).

**Background:** Tonsillitis is defined as an inflammation of the tonsils characterized by signs of tonsillar erythema and exudates and recurrent tonsillitis is at least 7 episodes of acute tonsillitis in a year, or a minimum of 5 episodes in a year for 2 consecutive years, or at least 3 episodes in a year for 3 consecutive years. There are many research that have hypothesized the association of low level of Vitamin D and recurrent attacks of acute tonsillitis. **Methods:** A single centre prospective, cross sectional analytical study was conducted from 2021 June to 2022 March in Department of ENT and Head and Neck surgery in Kathmandu Medical College Teaching Hospital. The study participants were recruited from ENT Head and Neck OPD and the data on number of episodes of recurrent attacks of tonsillitis and serum level of Vitamin D were collected. **Results:** 78.8% of patients with tonsillitis had low level of serum Vitamin D (less than 30ng/ml) and 21.2% had optimal level of serum Vitamin D (more than 30ng/ml). The incidence of recurrent tonsillitis was 40.9% in patients with low level of Vitamin D where as the incidence of recurrent tonsillitis was 18.1% in patients with optimal level of Vitamin D. **Conclusions:** The low serum level of Vitamin D was found to be associated with recurrent episodes of tonsillitis.

**Reference:** SHRESTHA, D.; BISTA, M. Association Between Vitamin D deficiency and recurrent tonsillitis. *Journal of Nepal Health Research Council*, [s. l.], v. 20, n. 3, p. 731–733, 2023.



[Clique aqui para solicitar esse artigo na íntegra](#)





### 13. Incidence of olfactory and gustatory dysfunctions in the early stages of COVID-19: na objective evaluation. (Incidência de disfunções olfativas e gustativas nas fases iniciais da COVID-19: uma avaliação objetiva).

**Introduction:** Coronavirus disease 2019 (COVID-19) is a dangerous infectious disease caused by a newly discovered severe acute respiratory syndrome coronavirus 2 (SARS-CoV2) that has various clinical presentations. Numerous cases with non-specific olfactory and gustatory dysfunctions in COVID-19 have been reported from all over the globe. This is important as awareness will let people to self-isolate and help in limiting disease spread. **Objective:** To objectively evaluate the frequency of olfactory and gustatory dysfunction, which may occur independently or with other symptoms, in laboratory confirmed COVID-19 patients at an early stage of the disease. **Methods:** Objective evaluation of olfactory and gustatory function of 322 COVID-19 patients treated at our hospital, (SMGS, Government Medical College, Jammu), from August 2020 until November 2020. Results Our study population included 127 (39.4%) males and 195 (60.6%) females. Two hundred and twenty-six (70.2%) COVID-19 patients experienced olfactory and gustatory disorders. One hundred and sixty-five (51.2%) cases experienced both olfactory and gustatory disorders. Isolated olfactory dysfunction was reported in 34 (10.6%) patients, while 27 (8.4%) patients experienced only gustatory dysfunction. **Conclusion:** The olfactory and gustatory dysfunctions, without any nasal obstruction or rhinorrhea, are significant symptoms in the clinical presentation of early COVID-19 patients. This presentation can be recognized at the earliest one, and it can reduce the high communicability of the COVID-19 disease.

**Reference:** MANHAS, M. *et al.* Incidence of olfactory and gustatory dysfunctions in the early stages of COVID-19: an objective evaluation. *International Archives of Otorhinolaryngology*, [s. l.], v. 26, n. 2, e265 – e271, 2022.



[Clique aqui para solicitar esse artigo na íntegra](#)


### 14. Suffering from chronic tinnitus, chronic neck pain, or both: Does it impact the presence of signs and symptoms of central sensitization? (Sofrendo de zumbido crônico, dor cervical crônica ou ambos: isso afeta a presença de sinais e sintomas de sensibilização central?).

**Abstract:** Chronic subjective tinnitus is a prevalent symptom, which has many similarities with chronic pain. Central sensitization is considered as a possible underlying mechanism of both symptoms. Central sensitization has already been investigated in chronic pain populations but not in patients with chronic subjective tinnitus. Therefore, the main objective of this cross-sectional study was to compare signs and symptoms, indicative for central sensitization, in tinnitus patients with and without chronic idiopathic neck pain, patients with chronic idiopathic neck pain only, and healthy controls. Also, differences in psychological and lifestyle factors, possibly influencing the association between central sensitization and tinnitus, were examined as well as correlations between signs and symptoms of central sensitization, and tinnitus, pain, psychological and lifestyle factors. Differences in signs and symptoms of central sensitization were examined using the self-report Central Sensitization Inventory and QST protocol (local and distant mechanical and heat hyperalgesia, conditioned pain modulation). Tinnitus, pain, psychological and lifestyle factors were evaluated using self-report questionnaires. Symptoms of central sensitization and local mechanical hyperalgesia were significantly more present in both tinnitus groups, compared to healthy controls, but were most extensive in the group with chronic tinnitus+chronic idiopathic neck pain. Distant mechanical hyperalgesia, indicative for central sensitization, was only observed in the group with both chronic tinnitus+chronic idiopathic neck pain. This group also displayed a significantly higher psychological burden and poorer sleep than patients with chronic tinnitus only and healthy controls. Signs and symptoms of central sensitization were also shown to be associated with tinnitus impact, pain-related disability, psychological burden and sleep disturbances. This study shows preliminary evidence for the presence of central sensitization in patients with chronic tinnitus+chronic idiopathic neck pain. This could be explained by the higher perceived tinnitus impact, psychological burden and sleep problems in this group.

**Reference:** DE MEULEMEESTER, K. *et al.* Suffering from chronic tinnitus, chronic neck pain, or both: does it impact the presence of signs and symptoms of central sensitization? *PloS One*, [s. l.], v. 18, n. 8, e0290116, 2023.



[Clique aqui para solicitar esse artigo na íntegra](#)





15. **A 10-year review of malignant otitis externa: a new insight.** (Uma revisão de 10 anos sobre otite externa maligna: uma nova visão).

**Abstract – Objectives:** This study aims to assess the clinical trends of malignant otitis externa (MOE) and classify MOE based on the findings related to high-resolution computed tomography (HRCT) of the temporal bone and 99-Tc<sup>99m</sup>-Technetium-99m Phase Bone Scintigraphy (TPBS). We also reconstruct a treatment algorithm for MOE in our institution. **Methodology:** A 10-year retrospective review was carried out on MOE in a single otology institution from January 2011 to December 2020. The MOE was classified based on proposed Tengku's radiological stratification according to HRCT and TPBS findings. Phase I is defined as inflammation limited to the soft tissue in the external auditory canal, without involvement of the bone. Phase II is the inflammation beyond the soft tissue, involving bone, but limited to the mastoid. Phase III is when the inflammation extends medially, involving the petrous temporal bone or temporomandibular joint, with or without parapharyngeal soft tissue involvement. Phase IV refers to inflammation extending medially to involve the nasopharynx, with or without abscess formation. Finally, Phase V is inflammation that further extends to the contralateral base of the skull. **Results:** A sample of 49 patients was involved in this study. Majority of the patients were having Phase III (36.7%) of the disease, followed by Phase V (24.5%), Phase II (18.4%), Phase IV (16.3%), and Phase I (4.1%). A comprehensive treatment algorithm was drafted based on our institution's experience in managing MOE. The mortality rate was low (8.2%), mainly involving patients in advanced phase of the disease (Phases IV and V). **Conclusion:** This study has revealed the evidence of progression of MOE based on the proposed radiological stratification. This stratification is simple and practically applicable in clinical settings. We suggest the use of our proposed treatment algorithm as a standard diagnostic and treatment protocol for MOE.



Clique aqui para solicitar esse artigo na íntegra



**Reference:** KAMALDEN, T. M. I. T.; MISRON, K. A 10-year review of malignant otitis externa: a new insight. *European Archives of Otorhinolaryngology*, [s. l.], v. 279, n. 6, p. 2837–2844, 2022.

## # Patologias Oculares



16. **Accuracy of refractive outcomes using standard or total keratometry for intraocular lens power formulas in conventional cataract surgery.** (Precisão dos resultados refrativos usando ceratometria padrão ou total para fórmulas de potência de lentes intraoculares em cirurgia convencional de catarata).

**Abstract – Purpose:** To evaluate if total keratometry (TK) is better than standard keratometry (K) for predicting an accurate intraocular lens (IOL) refractive outcome in virgin eyes using four IOL power calculation formulas. **Methods:** 447 eyes that underwent monofocal intraocular lens implantation were enrolled in this study. IOLMaster 700 (Carl Zeiss Meditech, Jena, Germany) was used for optical biometry. Prediction error (PE), mean absolute prediction error (MAE), median absolute prediction error (MedAE), proportions of eyes within  $\pm 0.25$  diopters (D),  $\pm 0.50$  D,  $\pm 0.75$  D,  $\pm 1.00$  D,  $\pm 2.00$  D prediction error, and formula performance index (FPI) were calculated for each K and TK-based formula. **Results:** Overall, the accuracy of each TK and K formula was comparable. The MAEs and MedAEs showed no difference between most of the K-based and the TK-based formula; only the MAE of TK was significantly higher than that of K using the Haigis. The percent of eyes within  $\pm 0.25$  D PE for TK was not significantly different from that for K. The analysis of PE across various optical dimensions revealed that TK had no effect on the refractive results in eyes with different preoperative axial length, anterior chamber depth, keratometry, and lens thickness. The K-based Barrett Universal II formula performed excellently, showed the leading FPI score, and had the best refractive prediction outcomes among the four formulas. **Conclusion:** TK and K can be used for IOL power calculation in monofocal IOL implantation cataract surgery in virgin eyes, as both are comparable. In all investigated formulas, the predictive accuracy of TK-based formulas is not superior to that of standard K-based formulas.

**Reference:** ZHAO, H. *et al.* Accuracy of refractive outcomes using standard or total keratometry for intraocular lens power formulas in conventional cataract surgery. *BMC Ophthalmology*, [s. l.], v. 23, n. 1, p. 346, 2023.



Clique aqui para solicitar esse artigo na íntegra







**17. Complications occurring through 5 years following primary intraocular lens implantation for pediatric cataract.** (Complicações que ocorrem ao longo de 5 anos após a implantação de lentes intraoculares primárias para catarata pediátrica).

**Importance:** Lensectomy with primary intraocular lens (IOL) implantation is often used in the management of nontraumatic pediatric cataract, but long-term data evaluating the association of age and IOL location with the incidence of complications are limited. **Objective:** To describe the incidence of complications and additional eye surgeries through 5 years following pediatric lensectomy with primary IOL implantation and association with age at surgery and IOL location. **Results:** The cohort included 609 eyes from 491 children (mean [SD] age, 5.6 [3.3] years; 261 [53%] male and 230 [47%] female). Following cataract extraction with primary IOL implantation, a frequent complication was surgery for visual axis opacification (VAO) (cumulative incidence, 32%; 95% CI, 27%-36%). Cumulative incidence was lower with anterior vitrectomy at the time of IOL placement (12%; 95% CI, 8%-16%) vs without (58%; 95% CI, 50%-65%), and the risk of undergoing surgery for VAO was associated with not performing anterior vitrectomy (hazard ratio [HR], 6.19; 95% CI, 3.70-10.34;  $P < .001$ ). After adjusting for anterior vitrectomy at lens surgery, there were no differences in incidence of surgery for VAO by age at surgery ( $<2$  years, HR, 1.35 [95% CI, 0.63-2.87], 2 to  $<4$  years, HR, 0.86 [95% CI, 0.44-1.68], 4 to  $<7$  years, HR, 1.06 [95% CI, 0.72-1.56];  $P = .74$ ) or by capsular bag vs sulcus IOL fixation (HR, 1.22; 95% CI, 0.36-4.17;  $P = .75$ ). Cumulative incidence of glaucoma plus glaucoma suspect by 5 years was 7% (95% CI, 4%-9%), which did not differ by age after controlling for IOL location and laterality. **Conclusions and Relevance:** In this cohort study, a frequent complication following pediatric lensectomy with primary IOL was surgery for VAO, which was associated with primary anterior vitrectomy not being performed but was not associated with age at surgery or IOL location. The risk of glaucoma development across all ages at surgery suggests a need for long-term monitoring.



[Clique aqui para solicitar esse artigo na íntegra](#)



**Reference:** YEN, K. G. *et al.* Complications occurring through 5 years following primary intraocular lens implantation for pediatric cataract. *JAMA Ophthalmology*, [s. l.], v. 141, n. 8, p. 705-714, 2023.


**18. Detecting glaucoma in the ocular hypertension study using deep learning.** (Detecção de glaucoma no estudo de hipertensão ocular usando aprendizado profundo).

**Importance:** Automated deep learning (DL) analyses of fundus photographs potentially can reduce the cost and improve the efficiency of reading center assessment of end points in clinical trials. **Objective:** To investigate the diagnostic accuracy of DL algorithms trained on fundus photographs from the Ocular Hypertension Treatment Study (OHTS) to detect primary open-angle glaucoma (POAG). **Results:** A total of 1147 participants were included in the training set (661 [57.6%] female; mean age, 57.2 years; 95% CI, 56.6-57.8), 167 in the validation set (97 [58.1%] female; mean age, 57.1 years; 95% CI, 55.6-58.7), and 322 in the test set (173 [53.7%] female; mean age, 57.2 years; 95% CI, 56.1-58.2). The DL model achieved an AUROC of 0.88 (95% CI, 0.82-0.92) for the OHTS Endpoint Committee determination of optic disc or VF changes. For the OHTS end points based on optic disc changes or visual field changes, AUROCs were 0.91 (95% CI, 0.88-0.94) and 0.86 (95% CI, 0.76-0.93), respectively. False-positive rates (at 90% specificity) were higher in photographs of eyes that later developed POAG by disc or visual field (27.5% [56 of 204]) compared with eyes that did not develop POAG (11.4% [50 of 440]) during follow-up. The diagnostic accuracy of the DL model developed on the optic disc end point applied to 3 independent data sets was lower, with AUROCs ranging from 0.74 (95% CI, 0.70-0.77) to 0.79 (95% CI, 0.78-0.81). **Conclusions:** The model's high diagnostic accuracy using OHTS photographs suggests that DL has the potential to standardize and automate POAG determination for clinical trials and management. In addition, the higher false-positive rate in early photographs of eyes that later developed POAG suggests that DL models detected POAG in some eyes earlier than the OHTS Endpoint Committee, reflecting the OHTS design that emphasized a high specificity for POAG determination by requiring a clinically significant change from baseline.

**Reference:** FAN, R. *et al.* Detecting glaucoma in the ocular hypertension study using deep learning. *JAMA ophthalmology*, [s. l.], v. 140, n. 4, p. 383-391, 2022.



[Clique aqui para solicitar esse artigo na íntegra](#)





**19. Glaucoma suspects referred by general ophthalmologists to a tertiary center in Brazil: outcomes of the glaucoma specialist assessment.** (Suspeitos de glaucoma encaminhados do oftalmologista geral para um centro terciário no Brasil: resultados da avaliação do especialista em glaucoma).

**Abstract - Purpose:** To characterize patients with suspected glaucoma who were referred to the clinic for suspected glaucoma in a tertiary public hospital in southern Brazil and to evaluate differences in functional and structural damages between patients diagnosed with different types of glaucoma, those with normal eye examination results, and those who remained as glaucoma suspects. **Methods:** This is a cohort study of patients referred by general ophthalmologists to the clinic for suspected glaucoma at Hospital Nossa Senhora da Conceição, Porto Alegre, Brazil, between March 2016 and December 2018. The patients were followed up until they had undergone reliable examinations (eye examination, visual field screening, and optic coherence tomography for classification as normal and having a suspected glaucoma, glaucoma with an elevated intraocular pressure, normotensive glaucoma, or ocular hypertension). **Conclusions:** Patients with normal tension glaucoma tend to be diagnosed later because of their normal intraocular pressures; thus, the optic nerve cupping must be greater to raise the suspicion of glaucoma. In this study, we found that the patients with normal tension glaucoma had worse disease at the time of diagnosis.

**Reference:** FANTON, F. L. *et al.* Glaucoma suspects referred by general ophthalmologists to a tertiary center in Brazil: outcomes of the glaucoma specialist assessment. **Arquivos Brasileiros de Oftalmologia**, [s. l.], v. 86, n. 3, p. 248–254, 2023.




[Clique aqui para solicitar esse artigo na íntegra](#)



**20. Atypisches Cogan-syndrom als differenzialdiagnose eines hörsturzes.** (Síndrome de Cogan atípica como diagnóstico diferencial de perda auditiva neurossensorial súbita).

**Zusammenfassung:** Das Cogan-I-Syndrom ist eine seltene Erkrankung mit vestibulocochleären Symptomen und einer nichtsyphilitischen interstitiellen Keratitis. Obwohl diese seltene Erkrankung bereits im Jahr 1945 erstmalig beschrieben wurde, ist bis heute die Pathogenese unbekannt. Ätiologisch für diese Erkrankung wird eine autoimmunbedingte Vaskulitis diskutiert. Eine atypische Manifestation ist durch das zeitversetzte Auftreten von okulären Beschwerden oder Variabilität der Augenbeteiligungen definiert. Klinisch im Vordergrund kann eine beidseitige Hörsturzsymptomatik stehen. Es zeichnet sich ab, dass eine intratympanale Kortikosteroidgabe in solchen Fällen erfolgversprechend ist.

**Referenz:** SALAMAT, A.; STRIETH, S. Atypical Cogan syndrome as a differential diagnosis of sudden sensorineural hearing loss. **HNO**, [s. l.], v. 70, n. 5, p. 405–414, 2022.



[Clique aqui para solicitar esse artigo na íntegra](#)





## 21. Assessment of SARS-CoV-2 virus in the tear secretion of conjunctivitis patients during COVID-19 pandemic. (Avaliação do vírus SARS-CoV-2 na secreção lacrimal de pacientes com conjuntivite durante a pandemia de COVID-19).

**Purpose:** To determine the presence of SARS CoV 2 virus in the tear secretion of conjunctivitis patients during the COVID 19 pandemic. **Methods:** This observational, cross sectional study was conducted in clinically diagnosed patients with conjunctivitis attending the outpatient services of our institute from July 2021 to December 2021. The tear samples were collected from patients using Schirmer's strips or capillary tubes to detect the presence of SARS CoV 2 by real time PCR assay. COVID 19 vaccination and infection status, visual acuity, and clinical features were documented in all cases. **Results:** A total of 111 patients with symptoms of conjunctivitis were included during the study period. The mean age was  $41.1 \pm 13.1$  years, and the mean duration of symptoms was  $7.1 \pm 4.4$  days, with 74% males. Conjunctival congestion was mild in 69 (62.1%) patients, moderate in 30 (27%) patients, and severe in 12 (10.8%) patients. All except four had superficial punctate keratitis (SPK). Five (4.3%) patients were positive for SARS CoV 2 RNA in their tear samples. All had mild-moderate conjunctival congestions with variable papiliofollicular reaction and SPKs, superficial hemorrhages were seen in three and pseudomembrane in one patient. They were followed up with telemedicine and three of them developed mild COVID 19 related symptoms and recovered after in home quarantine. None of them had a previous history of COVID 19 infection and all had received COVID 19 vaccination within 2 weeks to 2 months. **Conclusion:** SARS CoV 2 transmission through ocular secretion of conjunctivitis patients cannot be ignored and appropriate COVID-19 preventive behavior should be followed in ocular settings.

**Reference:** BEHERA, H. S. *et al.* Assessment of SARS-CoV-2 virus in the tear secretion of conjunctivitis patients during COVID-19 pandemic. *Indian Journal of Ophthalmology*, [s. l.], v. 71, n. 1, p. 70-74, 2023.



## 22. Value of doppler ultrasonography in assessing the efficacy of diabetic retinopathy: a retrospective analysis. (Valor da ultrassonografia Doppler na avaliação da eficácia da retinopatia diabética: uma análise retrospectiva).

**Abstract – Objective:** To investigate the value of Doppler ultrasound in evaluating the efficacy of diabetic retinopathy. **Methods:** A retrospective analysis was conducted on 90 hospitalized patients with type 2 diabetes from January 2019 to January 2020. The patients were divided into two groups: 34 cases without retinopathy and 56 cases with diabetic retinopathy. Clinical data and Doppler ultrasonography results were collected and analyzed to evaluate the value of Doppler ultrasound. **Results:** After treatment, various indicators, including blood glucose, HbA1c, FPG, 2hFPG, HOMA-IR, and FINS, showed significant improvement in both groups ( $P = .05$ ). Before treatment, the retinopathy group exhibited significantly different central artery parameters: PSA ( $8.35 \pm 1.08$ ), EDV ( $5.80 \pm 0.62$ ), RI ( $1.53 \pm 0.25$ ), compared to patients without retinopathy: PSA ( $13.61 \pm 1.80$ ), EDV ( $7.23 \pm 0.51$ ), RI ( $0.85 \pm 0.02$ ) ( $t = 12.019, 11.631, 11.461, P = .01, .01, .00$ ), respectively. After treatment, the central artery parameters improved in both groups. The retinopathy group showed PSA ( $10.44 \pm 0.26$ ), EDV ( $6.84 \pm 0.85$ ), RI ( $1.01 \pm 0.04$ ), while patients without retinopathy exhibited PSA ( $15.13 \pm 1.20$ ), EDV ( $8.50 \pm 0.80$ ), RI ( $0.71 \pm 0.08$ ) ( $t = 15.94, 12.01, 13.32, P = .01, .01, .01$ ), respectively. Similarly, before treatment, the retinopathy group had different central artery parameters: PSA ( $30.35 \pm 5.15$ ), EDV ( $8.85 \pm 1.67$ ), RI ( $1.53 \pm 0.25$ ), compared to patients without retinopathy: PSA ( $34.41 \pm 5.20$ ), EDV ( $11.34 \pm 2.56$ ), RI ( $0.88 \pm 0.15$ ) ( $t = 12.108, 11.542, 11.57, P = .01, .01, .01$ ), respectively. After treatment, the central artery parameters improved in both groups. The retinopathy group showed PSA ( $33.26 \pm 4.27$ ), EDV ( $9.37 \pm 1.86$ ), RI ( $0.98 \pm 0.35$ ), while patients without retinopathy exhibited PSA ( $36.15 \pm 4.24$ ), EDV ( $13.51 \pm 2.13$ ), RI ( $0.76 \pm 0.23$ ) ( $t = 13.84, 12.14, 10.11, P = .01, .01, .01$ ), respectively. **Conclusions:** Color Doppler ultrasound monitoring of fundus hemodynamic parameters can accurately reflect the changes in blood vessels in diabetic eyes. It provides real-time and objective evaluation of fundus hemodynamic indexes. This technology demonstrates high repeatability and simple operation, making it valuable for the noninvasive detection of early retinopathy. (*Altern Ther Health Med.* 2023;29(6):260-263).

**Reference:** PENG, X. *et al.* Value of doppler ultrasonography in assessing the efficacy of diabetic retinopathy: a retrospective analysis. *Alternative Therapies in Health and Medicine*, [s. l.], v. 29, n. 6, p. 260-263, 2023.



Clique aqui para solicitar esse artigo na íntegra





### 23. Trajetórias educacionais de pessoas com surdocegueira adquirida.

**Resumo:** Este estudo é um desdobramento de uma pesquisa de Doutorado em Educação sobre a história de vida de indivíduos com surdocegueira adquirida, conforme Lupetina (2019). O artigo tem como objetivo trazer a narrativa dos surdocegos referente à trajetória educacional vivenciada por eles. Participaram, desta pesquisa, sete surdocegos de diferentes estados brasileiros que narraram sobre as suas vidas a partir da própria percepção, trazendo o protagonismo dos surdocegos como lugar de fala. As formas de comunicação utilizadas pelos surdocegos durante as entrevistas foram: Língua Brasileira de Sinais (Libras) tátil, Libras em campo reduzido, fala ampliada, fala estando perto e Tadoma. Os resultados indicaram que, apesar de trajetórias diferentes, os relatos possuem pontos em comum, como a insistência na oralização e na leitura labial para os surdocegos que possuem resíduo visual, em vez do incentivo ao uso da Libras; a ausência de profissionais especializados e materiais adaptados; e serem os únicos surdocegos nos espaços escolares em que estudaram. O estudo conclui que o protagonismo do surdocego em pesquisas acadêmicas ainda é muito raro e que o processo de inclusão escolar tem muito a caminhar, pois são pessoas que necessitam ter voz e direitos como cidadãos.

**Referência:** LUPETINA, R.; WALTER, C. C. de F.. Trajetórias Educacionais de Pessoas com Surdocegueira Adquirida. *Revista Brasileira de Educação Especial*, [s. l.], v. 27, p. e0237, 2021.




[Clique aqui](#) para solicitar esse artigo na íntegra



### 24. Interventions for adults with deafblindness - an integrative review. (Intervenções para adultos com surdocegueira – revisão integrativa).

**Abstract - Purpose:** To compile the current research on interventions for rehabilitation aimed at adults (aged 18-65 years) with deafblindness. **Materials and methods:** A comprehensive search was conducted in eight databases. An additional manual search was also carried out. A total of 7049 unique references were initially identified, and after screening, 28 original sci entific articles were included. The results from these articles were categorized based on limiting consequences of deafblindness: communication, orientation and to move around freely and safely and access to information, as well as to psychological adaptation to deafblindness. **Results:** Fourteen of the included articles had their main focus on access to communication, ten on orientation and the ability to move around feely and safely, three on the opportunity to gain access to information, and one related to psychological adaptation to deafblindness. Most articles focused on technical devices, of which one-third were single case studies. **Conclusion:** There is a limited number of evaluated interventions for people with deafblindness. Most of the existing studies involved one to five participants with deafblindness, and only few studies involved a larger number of par ticipants. More research with a larger number of participants are needed, which could be facilitated by international cooperation between practitioners and researchers.

**Reference:** WARNICKE, C. *et al.* Interventions for adults with deafblindness - an integrative review. *BMC health services research*, [s. l.], v. 22, n. 1, p. 1594, 2022.



[Clique aqui](#) para solicitar esse artigo na íntegra



Artigo enviado por: Professora Luciana Rodrigues

O dia 13 de dezembro é o “Dia Nacional da Pessoa com Deficiência Visual”. A data foi escolhida por ser o “Dia de Santa Luzia”, santa católica protetora dos olhos. O objetivo da comemoração é conscientizar a sociedade para questões importantes como preconceito e discriminação, além de buscar a garantia de direitos e a inclusão das pessoas com deficiência visual na sociedade.

Segundo a Organização Mundial da Saúde (OMS), cerca de 285 milhões de pessoas no mundo têm baixa visão, sendo que 60% a 80% dos casos poderiam ser evitados ou dispõem de tratamento. No Brasil, o último Censo Demográfico (IBGE 2010) identificou mais de 35 milhões de pessoas com algum grau de dificuldade visual.

De acordo com o documento "As Condições de Saúde Ocular no Brasil 2019", produzido pelo Conselho Brasileiro de Oftalmologia (CBO) — baseando-se em dados da Agência Internacional para a Prevenção da Cegueira —, é possível associar a prevalência de cegueira em uma população em relação às condições econômicas e de desenvolvimento humano, já que quase 90% dos casos de cegueira estão em países de baixa e média renda.

As principais causas de cegueira em adultos são a catarata, o glaucoma, a degeneração macular relacionada à idade e a retinopatia diabética. Já entre as crianças, os maiores causadores da perda de visão são infecções congênitas, catarata congênita, retinopatia da prematuridade e glaucoma congênito.

O Plano de Ação Global 2014-2019 da Organização Mundial de Saúde (OMS) propôs ações com a finalidade de erradicar a cegueira evitável (Campanha "Visão 2020: O Direito de Ver").

O Conselho Brasileiro de Oftalmologia (CBO), em parceria com os Ministérios da Saúde (MS) e da Educação e Cultura (MEC), tem proposto e aplicado projetos voltados para a promoção da saúde visual da população. Entre eles, a Campanha “Olho no Olho” (1999) que deu origem ao Projeto “Olhar Brasil” (2013) e, mais recentemente, o programa “Mais Acesso à Saúde Ocular” (2015).

O Programa “Olhar Brasil” levou atendimento aos alunos da Educação Básica, das escolas públicas, na etapa Ensino Fundamental e dos jovens de 15 anos ou mais e adultos do Programa Brasil Alfabetizado. O Programa “Mais Acesso à Saúde Ocular” tem a proposta de inserir o médico oftalmologista na equipe de atenção primária, através dos Núcleos de Apoio à Saúde da Família (NASF), entre outras ações.

Portanto, o dia nacional da pessoa com deficiência visual é mais uma proposta para unir políticas públicas de promoção de Saúde e conscientização da população e dos profissionais da Saúde para que a acessibilidade dos pacientes ao oftalmologista aconteça e a prevenção possa ser eficaz.

Fontes:

Projeto Olhar Brasil: triagem de acuidade visual : manual de orientação/ Ministério da Saúde, Ministério da Educação. – Brasília: Ministério da Saúde, 2008. 24 p. ISBN 978-85-334-1419-8

Ottaiano, J A A; Ávila, M P; Umbelino, CC; Taleb, A C. As Condições de Saúde Ocular no Brasil 2019 Edição 1 ISBN: 978-8-56-210904-1



Projeto de Plano de Ação para a Prevenção da Cegueira e de Deficiência Visual evitáveis 2014-2019. 66ª Assembleia Mundial de Saúde. Disponível em: <https://visao2020la.files.wordpress.com/2013/08/2-projeto-de-plano-de-ac3a7ao.pdf>

Campanha Nacional de Reabilitação Visual Olho no Olho: vídeo informativo, 1999. Brasil. Ministério da Educação. Fundo Nacional de Desenvolvimento da Educação; Conselho Brasileiro de Oftalmologia. Brasília; s.n; 1999. Localização: BR599.1; 617.7-053.2, B823c, e.1 / BR599.1; 617.7-053.2, B823c, e.2




O Projeto Mais Acesso à Saúde Ocular. In: Ávila M, Nishi M, Alves MR (Org.): 50 Fórum Nacional sobre saúde Ocular. Olhares sobre o Brasil. Pela Ampliação do acesso da população aos cuidados com a saúde ocular. CBO. 2015.p.154

#Confira alguns dos materiais acessíveis disponíveis no acervo da biblioteca:

AUDIOLIVROS



LIVROS



## UM DOS CIENTISTAS MAIS INFLUENTES DO PLANETA! CONHEÇA O DR. BARBIERI:



De acordo com a revista "O Mundo da Saúde", periódico científico do Centro Universitário São Camilo, tem um grande motivo para se orgulhar: o seu editor científico, Dr. Edison Barbieri, foi eleito um dos cientistas mais influentes do planeta!

Confira a matéria completa no [blog](#) da São Camilo!



## AMOR EM MECHAS

Camilianos(as), convidamos vocês para participarem da campanha de doação de lenços, cabelo e bijuterias para o nosso SUPER parceiro @InstitutoAmoremMechas. Lembrando que as doações podem ser realizadas durante todo o ano.

*Bora fazer o bem?*

Ah, o link para as horas complementares é o [bit.ly/AMOREMSC](https://bit.ly/AMOREMSC)

Só vem!




## PROF. JOÃO SILVESTRE, DOCENTE DO CURSO DE MEDICINA, PUBLICA ARTIGO NA BMC PUBLIC HEALTH

Em setembro de 2023, um estudo notável e abrangente foi publicado no respeitado periódico científico "BMC Public Health", intitulado "Return to work after sick leave due to musculoskeletal disorder or injury: a longitudinal study conducted in Brazil" (Retorno ao Trabalho Após Licença Médica por Distúrbios Musculoesqueléticos: Estudo Longitudinal Realizado no Brasil). O Prof. João Silvestre Silva-Junior, do curso de graduação em Medicina do Centro Universitário São Camilo, foi o principal autor deste estudo inovador.

Acesse a reportagem na íntegra:

<https://blog.saocamilo-sp.br/index.php/2023/11/01/pesquisa/>





## I. FIM DA AIDS EM 2030?

Em julho, aconteceu a 12ª Conferência da International Aids Society sobre Ciência do HIV (IAS 2023), em Brisbane (Austrália). O evento reuniu sociedade civil, ativistas, formuladores de políticas, doadores e cientistas, que compartilharam as mais recentes descobertas científicas e discutiram ações que podem impulsionar a pesquisa e garantir equidade nos seus resultados. Radis reúne aqui alguns destaques sobre as discussões mais recentes sobre HIV/aids. (Revista Radis, 2023)



[Clique aqui para solicitar o artigo](#)



## II. NOVOS FORMATOS, MESMAS CONSEQUÊNCIAS.

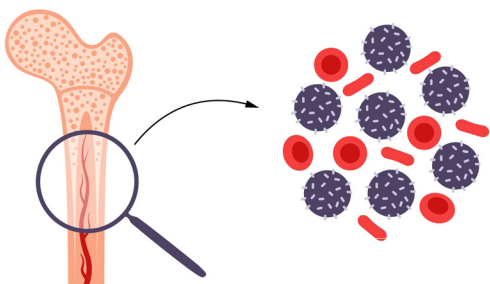
Cigarros eletrônicos e artesanais ganham preferência dos usuários e preocupam especialistas. (Revista Poli, 2023)



[Clique aqui para solicitar o artigo](#)

## III. O "MATCH" PARA A DOAÇÃO DE MEDULA.

Tecnologia ajuda a encontrar voluntários e a otimizar a lista pelo transplante. (Revista Veja Saúde, 2023)



[Clique aqui para solicitar o artigo](#)

## IV. TÉCNICA À BASE DE VAPOR D'ÁGUA DIMINUI PRÓSTATA INCHADA.


Novo tratamento evita complicações de métodos tradicionais mais invasivos. (Revista Veja Saúde, 2023)



[Clique aqui para solicitar o artigo](#)

## V. TECNOLOGIA AMPLIA POSSIBILIDADES DAS LENTES DE CONTATO.

Especialista discute as tendências da categoria: das novas lentes para ceratocone às personalizadas, passando por lentes inteligentes e outros avanços tecnológicos em oftalmologia que aumentaram as possibilidades de tratamento de diversas condições complexas, que antes eram muito limitadas. (Revista Veja Saúde, 2023)



[Clique aqui para solicitar o artigo](#)

## VI. A MORTE DA ATENÇÃO.

Você já teve a sensação de que está cada vez mais difícil manter o foco? Vivemos mergulhados numa chuva de estímulos – e isso tem efeitos mensuráveis sobre o cérebro. Veja quais são, e entenda a real sobre a moda que tomou as redes sociais: o jejum de dopamina (Revista Super Interessante, 2023).



[Clique aqui para solicitar o artigo](#)



# Biblioteca em números (3º TRIMESTRE DE 2023)

## SERVIÇOS PRESTADOS



**4.026**  
Empréstimos

**BIBLIO  
CONNECT**

**79**

Solicitações de artigos  
Biblio Connect



**127**

Usuários capacitados  
para pesquisa em  
bases de dados




**28**

Visualizações do  
Podcast do Biblio  
Connect

**120.798**  
Acessos aos e-books

**Minha  
Biblioteca**  
.com.br



**79.344**  
Acervo de Livros

**30.316**  
Acessos

**U** UpToDate®



**10.447**  
Acessos

**MEDLINE Complete**  
EBSCO Health **3.144**  
Acessos

## PERIÓDICOS CIENTÍFICOS ASSINADOS

## PERIÓDICOS DIGITAIS




Medicina



Multidisciplinar




Nutrição



Multidisciplinar

**Confira Biblioteca em Números  
na íntegra AQUI**







# Minha Biblioteca

.com.br

A **Minha Biblioteca** é uma plataforma digital de livros que possui um vasto acervo de títulos divididos em 7 catálogos: Medicina, Saúde, Exatas, Jurídica, Sociais Aplicadas, Pedagógica e Artes & Letras. Formada por 15 das principais editoras de livros acadêmicos do Brasil e 38 selos editoriais.

A plataforma dispõe de mais de 12 mil títulos técnicos e científicos que podem ser acessados de qualquer dispositivo conectado à internet, de forma prática, intuitiva e com diversas ferramentas inclusas.

Conheça as vantagens da plataforma:

**Otimização do tempo:** O conteúdo on-line permite a busca rápida de termos e informações específicas – usadas, principalmente, para trabalhos acadêmicos;

**Acesso simultâneo:** Somente em uma biblioteca digital não ocorrem filas de espera. O conteúdo pode ser acessado simultaneamente por diversas pessoas;

**Praticidade e tecnologia:** O leitor pode aproveitar o tablet, smartphone ou notebook para fazer anotações enquanto lê, marcar partes importantes e até começar a fazer anotações para um possível artigo ou trabalho de pesquisa.

O acesso à plataforma é feito por meio do seu login (RA sem as letras) e senha do portal do aluno. Acesso o tutorial [AQUI](#).



Clique [aqui](#) e confira as demais edições.

O que você achou deste Boletim?  
Sua **opinião** é muito importante para nós!

